

Valve connectors - SAC-3P-MR/BI-1L-Z SCO - 1458570

Please be informed that the data shown in this PDF Document is generated from our Online Catalog. Please find the complete data in the user's documentation. Our General Terms of Use for Downloads are valid (<http://phoenixcontact.com/download>)



Valve connectors, 3-position, Plug angled M12, A-coded, on Valve connector BI (11 mm), with 1 LED, connected with Z diode



Key Commercial Data

Packing unit	1 pc
GTIN	
GTIN	4046356639026

Technical data

Dimensions

Central screw valve connector	M3 x 29
-------------------------------	---------

Ambient conditions

Ambient temperature (operation)	-25 °C ... 85 °C (valve plug)
Degree of protection	IP65/IP67

General

Rated current at 40°C	4 A
Rated voltage	24 V AC
	24 V DC
Number of positions	3
Insulation resistance	≥ 100 MΩ
Coding	A - standard
Standards/regulations	M12 connector IEC 61076-2-101
Status display	Yellow LED
Protective circuit/component	Z diode
Pulse power W_{max}	40 W (at 100 μs square-wave pulse)
Terminal voltage	70 V (at 2 mA constant current)
Reverse voltage	50 V

Valve connectors - SAC-3P-MR/BI-1L-Z SCO - 1458570

Technical data

General

Overvoltage category	II
Degree of pollution	3
Connection method	M12 connector
Insertion/withdrawal cycles	50 (Valve connector)
	≥ 100 (M12 connector)
Torque	0.6 Nm (Valve connector)

Material

Flammability rating according to UL 94	HB
Contact material	CuSn
Contact surface material	Ni/Au
Contact carrier material	PA66
Valve plug contact material	CuSn
Valve plug contact surface material	Sn
Valve plug contact insert material	PA 6.6
Material housing valve plug	TPU
Material, knurls	Zinc die-cast, nickel-plated
Sealing material	TPU (Seal molded)

Standards and Regulations

Standard designation	M12 connector
Standards/regulations	IEC 61076-2-101
Flammability rating according to UL 94	HB

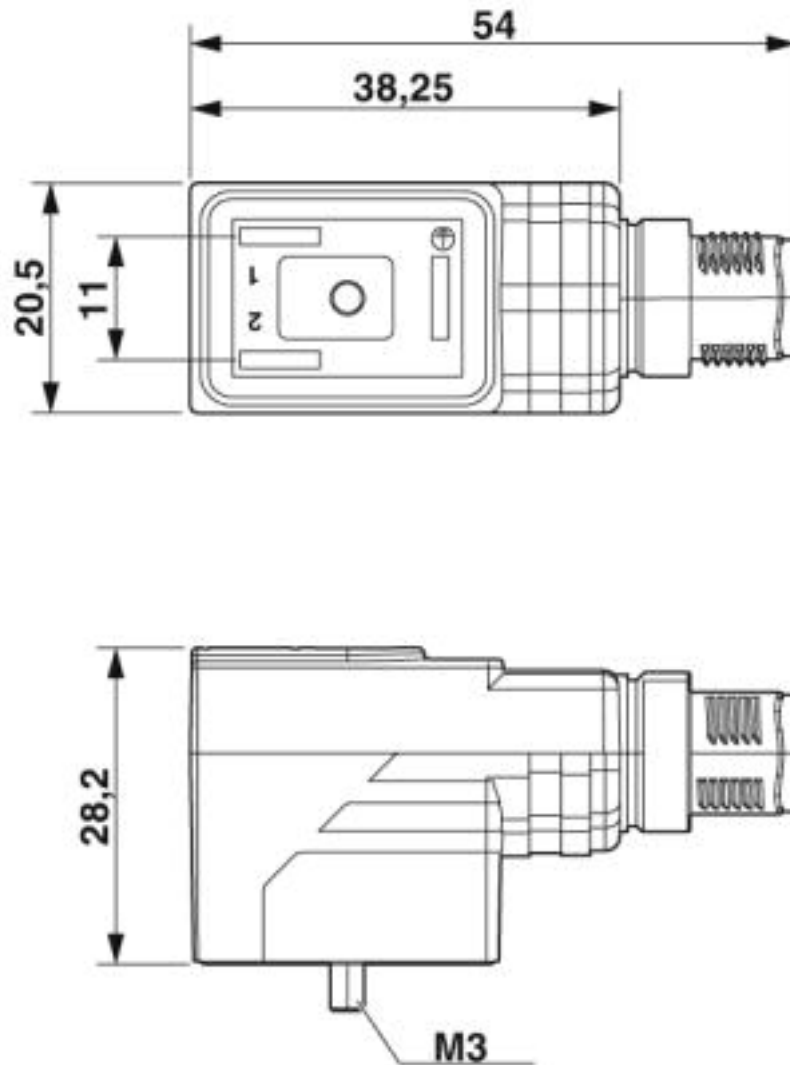
Environmental Product Compliance

China RoHS	Environmentally Friendly Use Period = 50
	For details about hazardous substances go to tab "Downloads", Category "Manufacturer's declaration"

Drawings

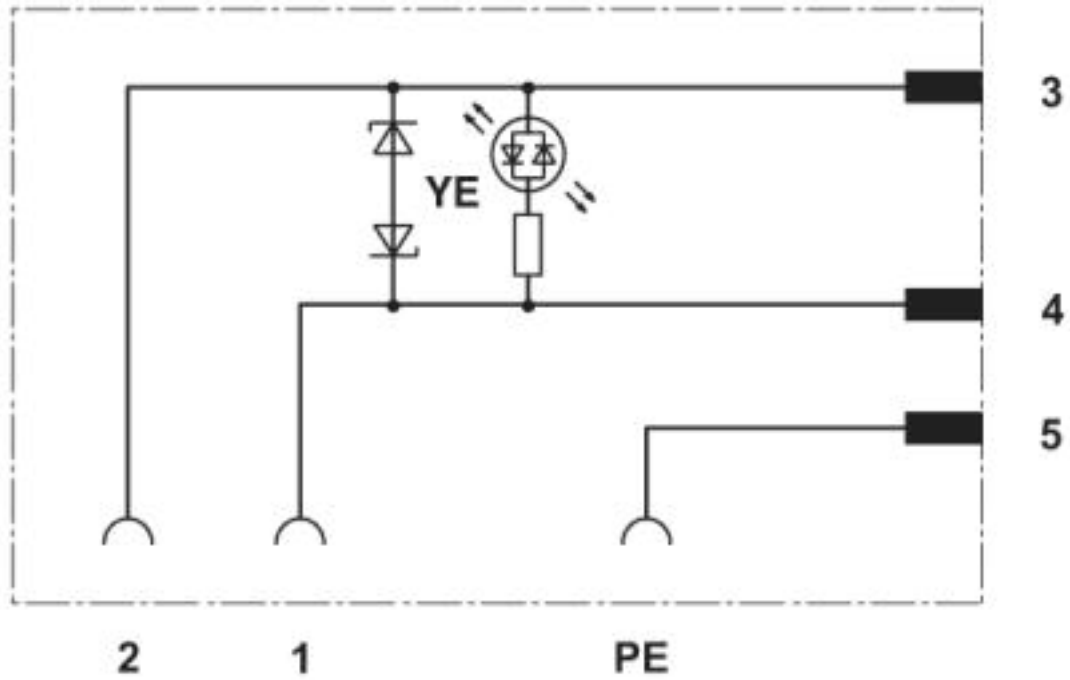
Valve connectors - SAC-3P-MR/BI-1L-Z SCO - 1458570

Dimensional drawing



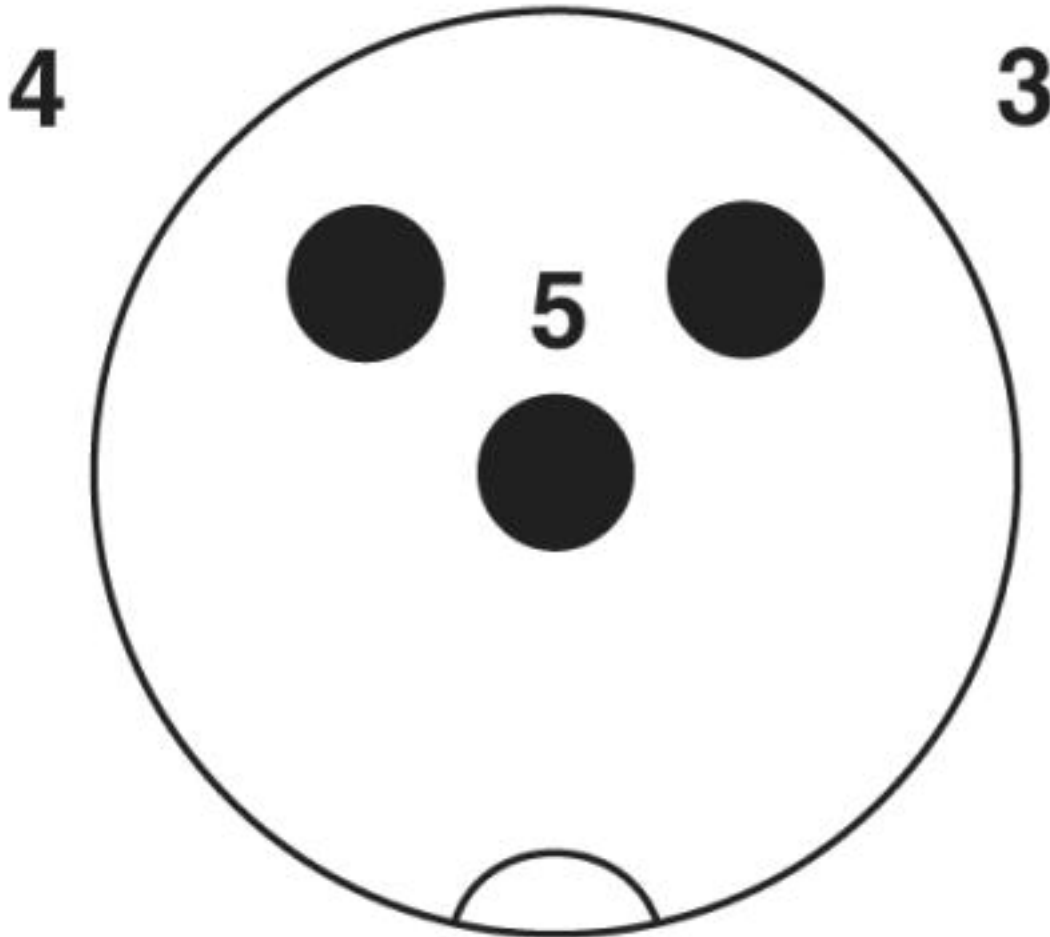
Valve connectors - SAC-3P-MR/BI-1L-Z SCO - 1458570

Circuit diagram



Valve connectors - SAC-3P-MR/BI-1L-Z SCO - 1458570

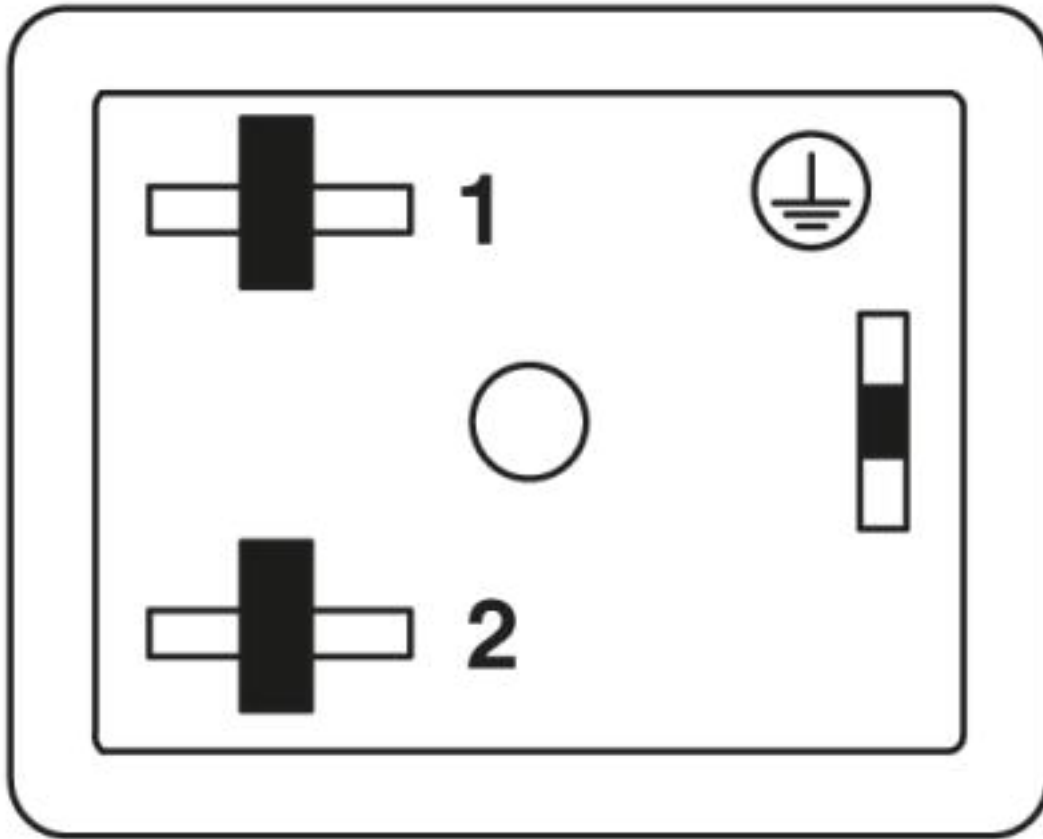
Schematic diagram



Pin assignment M12 plug, 3-pos., A-coded, view male side

Valve connectors - SAC-3P-MR/BI-1L-Z SCO - 1458570

Schematic diagram



Valve connector pin assignment, type BI

Approvals

Approvals

Approvals

DNV GL / CSAus / EAC

Ex Approvals

Approval details

DNV GL




<https://approvalfinder.dnvgl.com/>

TAE00002K4

Valve connectors - SAC-3P-MR/BI-1L-Z SCO - 1458570

Approvals

CSAus		http://www.csagroup.org/services-industries/product-listing/	13631
Nominal voltage UN		24 V	
Nominal current IN		4 A	

EAC		RU C- DE.AI30.B.01102
-----	---	--------------------------

Phoenix Contact 2019 © - all rights reserved
<http://www.phoenixcontact.com>

PHOENIX CONTACT GmbH & Co. KG
Flachsmarktstr. 8
32825 Blomberg
Germany
Tel. +49 5235 300
Fax +49 5235 3 41200
<http://www.phoenixcontact.com>