

## 250mW, High Speed Switching Array

### FEATURES

- Fast switching speed
- High reverse breakdown voltage rating
- Moisture sensitivity level: level 1, per J-STD-020
- RoHS Compliant


### APPLICATIONS

- For general purpose switching application

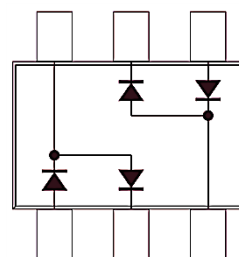
### MECHANICAL DATA

- Case: SOT-363
- Molding compound meets UL 94V-0 flammability rating
- Terminal: Matte tin plated leads, solderable per J-STD-002
- Meet JESD 201 class 1A whisker test
- Weight: 8.00mg (approximately)

KEY PARAMETERS		
PARAMETER	VALUE	UNIT
$P_D$	250	mW
$V_{RRM}$	85	V
$I_F$	200	mA
$V_F$ at $I_F = 150\text{mA}$	1.25	V
$T_{J\text{MAX}}$	150	°C
Package	SOT-363	
Configuration	Array	



SOT-363



ABSOLUTE MAXIMUM RATINGS ( $T_A = 25^\circ\text{C}$ unless otherwise noted)			
PARAMETER	SYMBOL	VALUE	UNIT
Marking code on the device		K1	
Power dissipation	$P_D$	250	mW
Repetitive peak reverse voltage	$V_{RRM}$	85	V
Repetitive peak forward current	$I_{FRM}$	450	mA
Mean Forward current	$I_F$	200	mA
Non-Repetitive peak forward surge current	$t = 1 \mu\text{s}$	4.5	A
	$t = 1 \text{s}$	0.5	A
Junction temperature range	$T_J$	-55 to +150	°C
Storage temperature range	$T_{STG}$	-55 to +150	°C

<b>ELECTRICAL SPECIFICATIONS</b> ( $T_A = 25^\circ\text{C}$ unless otherwise noted)					
<b>PARAMETER</b>	<b>CONDITIONS</b>	<b>SYMBOL</b>	<b>MIN</b>	<b>MAX</b>	<b>UNIT</b>
Forward voltage per diode <sup>(1)</sup>	$I_F = 1\text{mA}$	$V_F$	-	0.715	V
	$I_F = 10\text{mA}$		-	0.855	V
	$I_F = 50\text{mA}$		-	1.000	V
	$I_F = 100\text{mA}$		-	1.200	V
	$I_F = 150\text{mA}$		-	1.250	V
Reverse voltage	$I_R = 2.5\mu\text{A}$	$V_R$	75	-	V
Reverse current @ rated $V_R$ per diode	$V_R = 75\text{V}$	$I_R$	-	1	$\mu\text{A}$
Junction capacitance	1MHz, $V_R = 0\text{V}$	$C_J$	-	1.5	pF
Reverse recovery time	$I_F = I_R = 10\text{mA}$ , $R_L = 100\Omega$	$t_{rr}$	-	4	ns

**Notes:**

1. Pulse test with PW = 0.3ms

<b>ORDERING INFORMATION</b>		
<b>ORDERING CODE<sup>(1)</sup></b>	<b>PACKAGE</b>	<b>PACKING</b>
BAV99S RFG	SOT-363	3K / 7" Reel
BAV99S RF	SOT-363	3K / 7" Reel

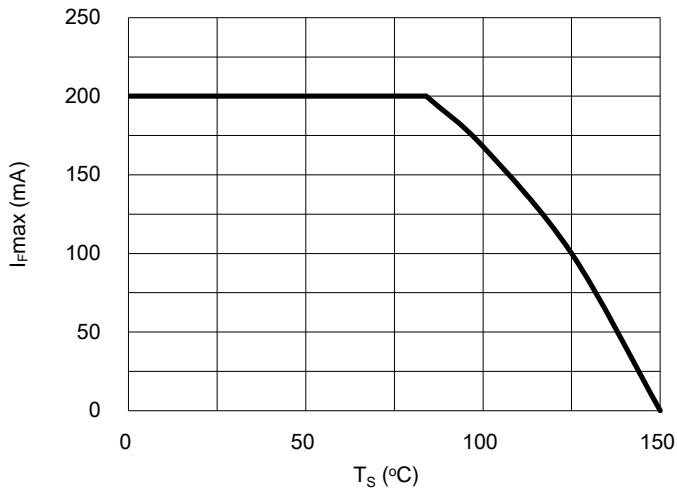
**Notes:**

1. "G" means green compound (halogen-free)

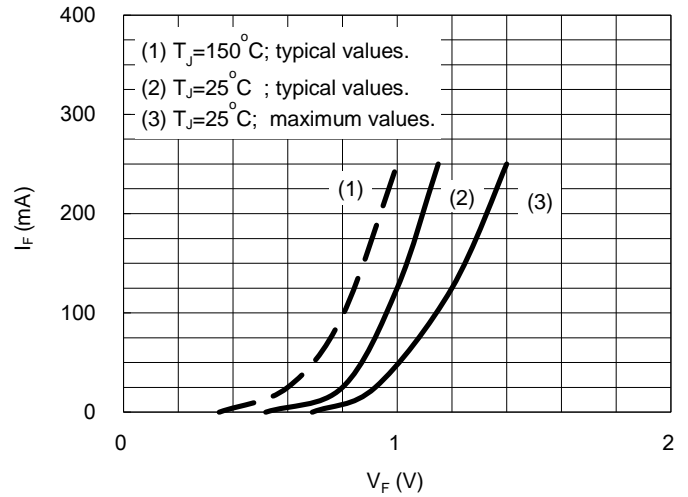
**CHARACTERISTICS CURVES**

( $T_A = 25^\circ\text{C}$  unless otherwise noted)

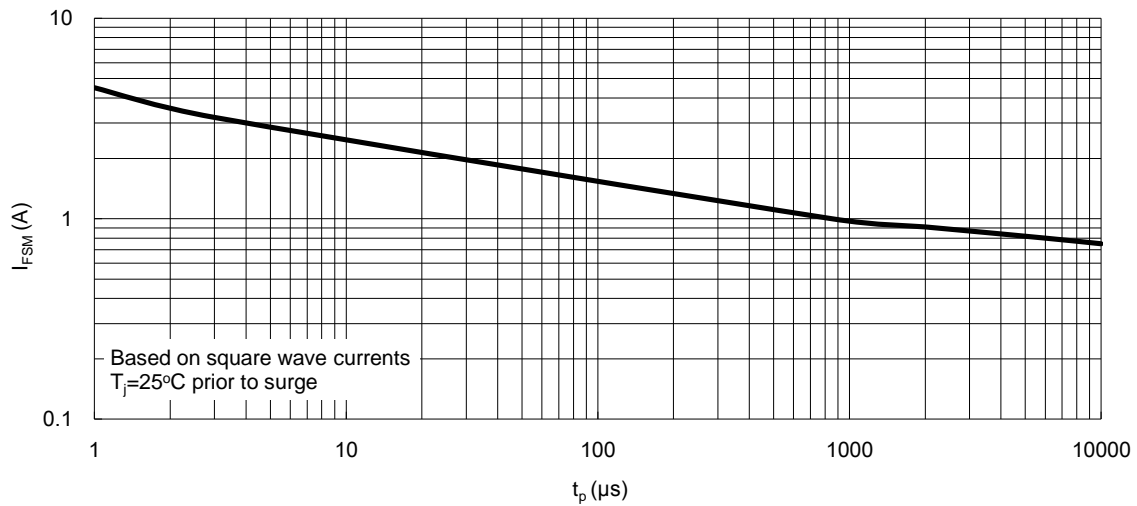
**Fig. 1 Maximum Permissible Continuous Forward Current As A Function of Soldering Point Temperature**



**Fig. 2 Forward Current As A Function of Forward Voltage**

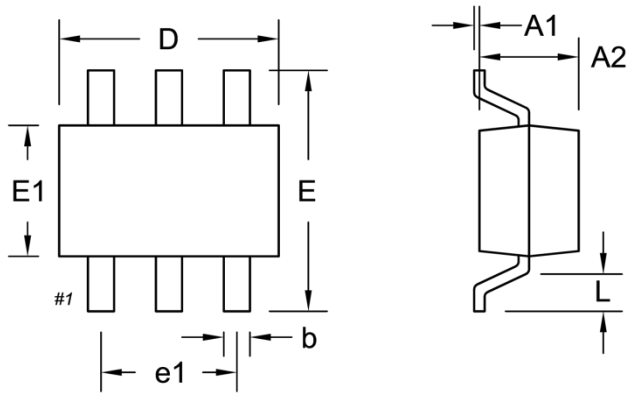


**Fig. 3 Maximum Permissible Non-Repetitive Peak Forward Current As A Function of Pulse Duration**



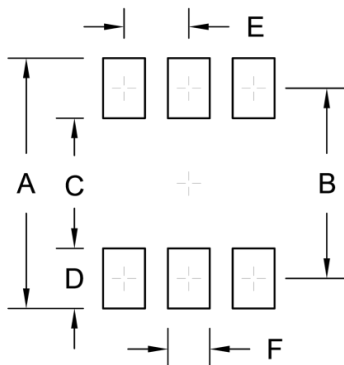
**PACKAGE OUTLINE DIMENSION**

SOT-363



DIM.	Unit (mm)		Unit (inch)	
	Min.	Max.	Min.	Max.
A1	0.00	0.10	0.000	0.004
A2	0.85	1.05	0.033	0.041
b	0.15	0.35	0.006	0.014
D	2.00	2.20	0.079	0.087
E	2.15	2.45	0.085	0.096
E1	1.15	1.35	0.045	0.053
e1	1.20	1.40	0.047	0.055
L	0.25	0.46	0.010	0.018

**SUGGESTED PAD LAYOUT**



Symbol	Unit (mm)	Unit (inch)
A	2.50	0.098
B	1.90	0.075
C	1.30	0.051
D	0.60	0.024
E	0.65	0.026
F	0.42	0.017

## Notice

Specifications of the products displayed herein are subject to change without notice. TSC or anyone on its behalf, assumes no responsibility or liability for any errors or inaccuracies.

Purchasers are solely responsible for the choice, selection, and use of TSC products and TSC assumes no liability for application assistance or the design of Purchasers' products.

Information contained herein is intended to provide a product description only. No license, express or implied, to any intellectual property rights is granted by this document. Except as provided in TSC's terms and conditions of sale for such products, TSC assumes no liability whatsoever, and disclaims any express or implied warranty, relating to sale and/or use of TSC products including liability or warranties relating to fitness for a particular purpose, merchantability, or infringement of any patent, copyright, or other intellectual property right.

The products shown herein are not designed for use in medical, life-saving, or life-sustaining applications. Customers using or selling these products for use in such applications do so at their own risk and agree to fully indemnify TSC for any damages resulting from such improper use or sale.