


Part Number: 37 Series
General Purpose - 1 Form A / 2 Form A - PhotoDMOS Relays
Product Data Sheet

60 VOLTS

PICTURE



Drawings not to scale. All dimensions in mm nominal. Pitch: 2.54 mm

✓RoHS Compliant

ORDERING INFORMATION

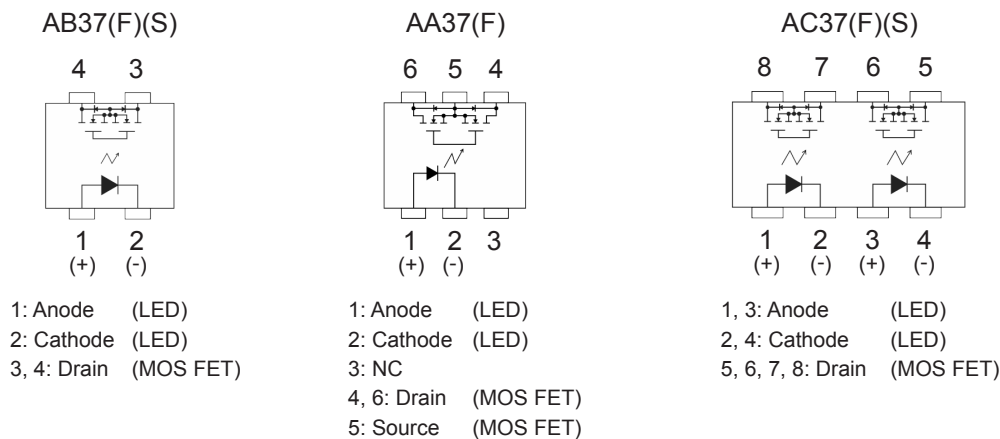
FEATURES

| Body Style | Series | Options |
|--|--------|--|
| AB = 4 pin AA = 6 pin AC = 8 pin | 37 | F = SMD S = SOP R1 = Tape & Reel (SMD / SOP Only) H = 5KV I/O BV (DIP / SMD Only) H = 3.75KV I/O BV (SOP Only) |

- **TOWARD** PhotoDMOS Relays
- 60 Volt, 550 mA
- On-Resistance: 0.75 Ω (typical)
- I/O Breakdown Voltage: SOP 1500 Vrms Min.
DIP / SMD 3750 Vrms Min.
- Optional High I/O BV: SOP 3750 Vrms Min.
DIP / SMD 5000 Vrms Min.
- Max LED Current 3.0 mA
- Low Off-State Leakage Current 1.0 μ A Max
- UL File E344988

Part Number Example: XX37X-XX
 AC37F-R1 = Series 37, 2 Form A, 8 Pin, SMD with tape and reel packaging

SCHEMATIC



As part of the company policy of continued product improvement, specifications may change without notice. Our sales office will be pleased to help you with the latest information on this product range and the details of our full design and manufacturing service. All products are supplied to our standard conditions of sale unless otherwise agreed in writing.

Phone: (1) 973 777 6900

www.comus-intl.com

Fax: (1) 973 777 8405

Belgium: + 32 (0)12 390400 - Comus Europe Ltd (Assemtech) UK: +44 (0) 1255 862236 - Germany: +49 (0)911 923 15 943 - Netherlands: +31(0)45 54 39 345 - India: +(91) (44) 43219090

©2016 Copyright Comus International, 454 Allwood Road, Clifton NJ 07012, USA

Rev: 0 - Date: June/16/2016 - Signature: BR

An ISO 9001 Certified Company

Part Number: 37 Series
General Purpose - 1 Form A / 2 Form A - PhotoDMOS Relays
Product Data Sheet

60 VOLTS

ABSOLUTE MAXIMUM RATINGS (Ambient Temperature: 25°C)

| ITEM | SYMBOL | VALUE | | | | | |
|------------------------------|---------------------------------------|-------------------|----------------------|--------------------|------|----------------|------|
| | | SOP 4/8 | | DIP 4/8 SMD 4/8 | | DIP 6 SMD 6 | |
| | | 1CH | 2CH | 1CH | 2CH | 1CH | |
| OUTLINE PACKAGE | | | | | | | |
| Input | Continuous LED Current | I _F | 50 mA | | | | |
| | Peak LED Current (f=100 Hz, duty=1%) | I _{FP} | 500 mA | | | | |
| | LED Reverse Voltage | V _R | 5 V | | | | |
| | Input Power Dissipation | P _{In} | 75 mW | | | | |
| Output | Load Voltage | V _L | 60 V (AC peak or DC) | | | | |
| | Load Current (mA) | I _L | 500 | 450 | 550 | 500 | 550 |
| | Peak Load Current (1 ms, 1 shot) (mA) | I _{Peak} | 2000 | 2000 | 2000 | 2000 | 2000 |
| | Output Power Dissipation (mW) | P _{Out} | 300 | 450 | 450 | 600 | 450 |
| Total Power Dissipation (mW) | | P _T | 350 | 500 | 500 | 650 | 500 |
| I/O Breakdown Voltage (Vrms) | | V _{I/O} | 1500 | 1500 | 3750 | 3750 | 3750 |
| Operating Temperature | | T _{Opr} | -40° +85°C | | | | |
| Storage Temperature | | T _{Stg} | -40° +100°C | | | | |

ELECTRICAL SPECIFICATIONS (Ambient Temperature: 25°C)

| ITEM | SYMBOL | MIN | TYP | MAX | UNITS | CONDITIONS |
|--------------|------------------------------|--------------------|-----------------|------|-------|---|
| Input | LED Forward Voltage | V _F | 1.0 | 1.17 | 1.5 | V I _F = 10mA |
| | Operation LED Current | I _{F On} | | 0.9 | 3.0 | mA |
| | Recovery LED Voltage | V _{F Off} | 0.5 | 1.0 | | V |
| Output | On-Resistance Drain to Drain | R _{On} | 0.75 | 1.6 | Ω | I _F = 5mA I _L = Rating Time to flow is within 1 sec. |
| | Off-State Leakage Current | I _{Leak} | | 1.0 | μA | V _L = 60V |
| | Output Capacitance | C _{Out} | | 45 | | pF V _L = 0V, f = 1MHz |
| Transmission | Turn-On Time | T _{On} | 0.2 | 1.0 | ms | I _F = 5mA I _L = Rating (for SOP type) |
| | Turn-Off Time | T _{Off} | 0.05 | 0.2 | ms | |
| | Turn-On Time | T _{On} | 0.2 | 1.0 | ms | I _F = 10mA I _L = Rating (for DIP/SMD type) |
| | Turn-Off Time | T _{Off} | 0.05 | 0.5 | ms | |
| Coupled | I/O Insulation Resistance | R _{I/O} | 10 ⁹ | | Ω | |
| | I/O Capacitance | C _{I/O} | 1.3 | | pF | f = 1MHz |

As part of the company policy of continued product improvement, specifications may change without notice. Our sales office will be pleased to help you with the latest information on this product range and the details of our full design and manufacturing service. All products are supplied to our standard conditions of sale unless otherwise agreed in writing.

Phone: (1) 973 777 6900

www.comus-intl.com

Fax: (1) 973 777 8405

Belgium: + 32 (0)12 390400 - Comus Europe Ltd (Assemtech) UK: +44 (0) 1255 862236 - Germany: +49 (0)911 923 15 943 - Netherlands: +31(0)45 54 39 345 - India: +(91) (44) 43219090

©2016 Copyright Comus International, 454 Allwood Road, Clifton NJ 07012, USA

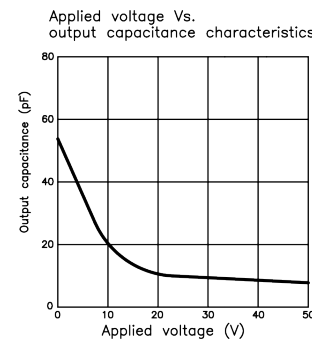
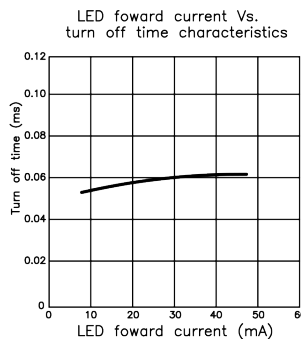
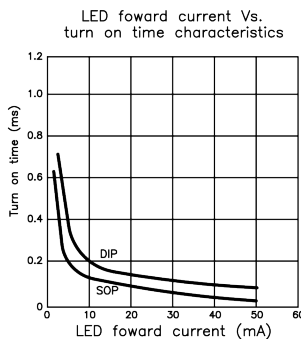
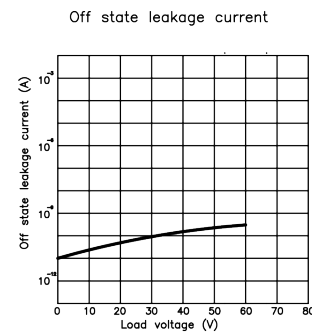
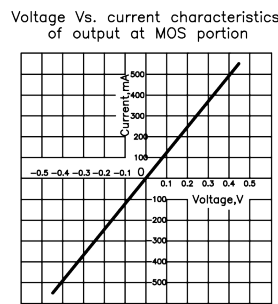
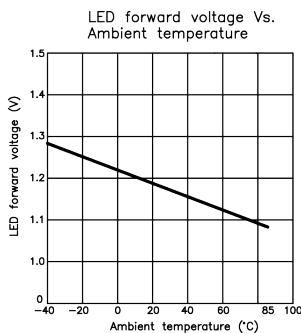
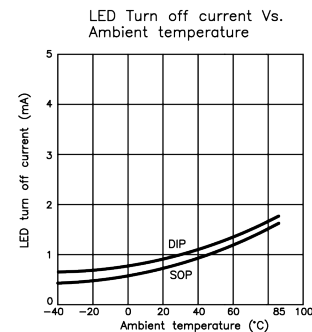
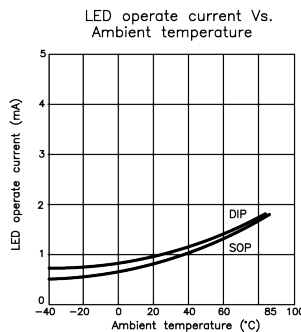
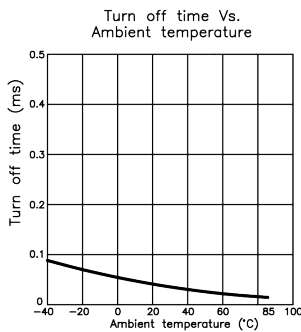
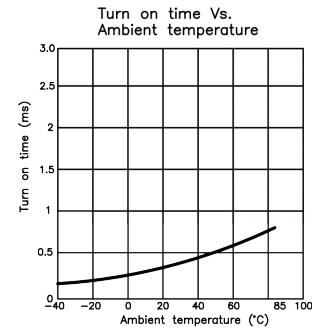
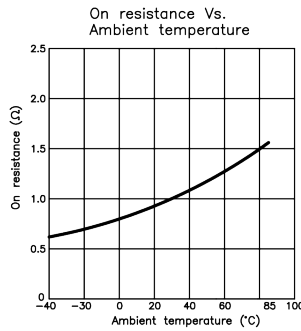
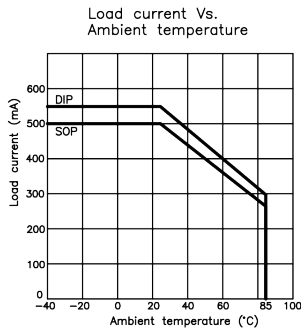
Rev: 0 - Date: June/16/2016 - Signature: BR

An ISO 9001 Certified Company

Part Number: 37 Series
General Purpose - 1 Form A / 2 Form A - PhotoDMOS Relays
Product Data Sheet

60 VOLTS

GRAPHS



As part of the company policy of continued product improvement, specifications may change without notice. Our sales office will be pleased to help you with the latest information on this product range and the details of our full design and manufacturing service. All products are supplied to our standard conditions of sale unless otherwise agreed in writing.

Phone: (1) 973 777 6900 **www.comus-intl.com** **Fax: (1) 973 777 8405**