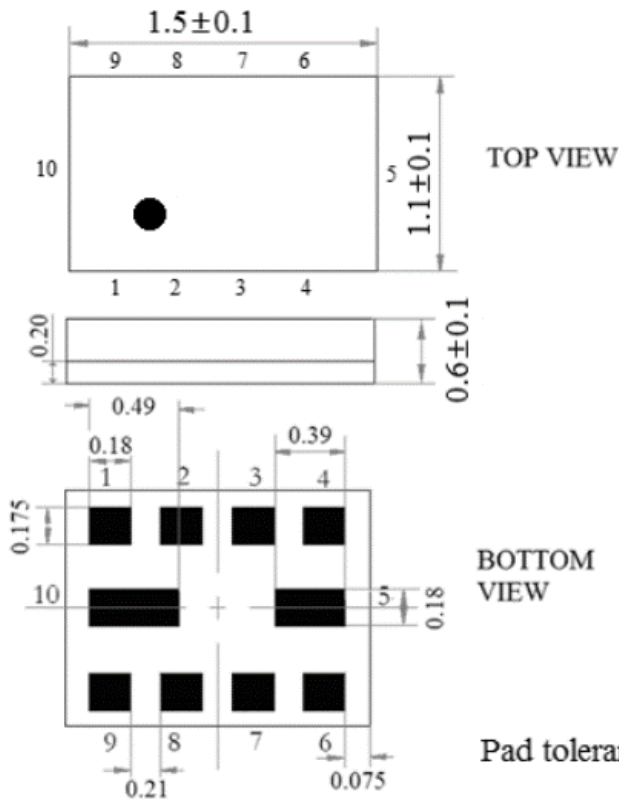


Electrical Specification

Parameters		Value	Unit	
Low Freq. Filter	Low Frequency	1842.500	MHz	
	Insertion Loss, typ/max	1805 MHz ~ 1880 MHz	2.4 / 3.0	
	Pass Band Ripple, typ/max	1805 MHz ~ 1880 MHz	0.5 / 1.0	
	VSWR, typ/max	1805 MHz ~ 1880 MHz	1.7 / 2.0	
	Attenuation, typ/min	1 MHz ~ 1710 MHz	27 / 35	dB
		824 MHz ~ 849 MHz	39 / 42	dB
		832 MHz ~ 862 MHz	38 / 40	dB
		880 MHz ~ 915 MHz	37 / 40	dB
		1710 MHz ~ 1785 MHz	32 / 35	dB
		1920 MHz ~ 1980 MHz	36 / 40	dB
		2400 MHz ~ 2500 MHz	36 / 40	dB
		2500 MHz ~ 2570 MHz	32 / 38	dB
	4900 MHz ~ 5950 MHz	26 / 32	dB	
Terminating Source Impedance (Zs)		50 // 3	Ω // nH	
Terminating Load Impedance (Zl)		50 +4nH	Ω	
High Freq. Filter	High Frequency	2140.000	MHz	
	Insertion Loss, typ/max	2110 MHz ~ 2170 MHz	2.4 / 3.0	
	Pass Band Ripple, typ/max	2110 MHz ~ 2170 MHz	0.2 / 1.0	
	VSWR, typ/max	2110 MHz ~ 2170 MHz	1.7 / 2.1	
	Attenuation, typ/min	10 MHz ~ 1920 MHz	24 / 33	dB
		699 MHz ~ 716 MHz	48 / 55	dB
		777 MHz ~ 787 MHz	40 / 50	dB
		814 MHz ~ 849 MHz	40 / 50	dB
		880 MHz ~ 915 MHz	40 / 50	dB
		1710 MHz ~ 1785 MHz	42 / 46	dB
		1920 MHz ~ 1980 MHz	40 / 45	dB
		2400 MHz ~ 2500 MHz	33 / 38	dB
	4900 MHz ~ 5950 MHz	30 / 35	dB	
Terminating Source Impedance (Zs)		50 // 3	Ω // nH	
Terminating Load Impedance (Zl)		50 // 4.5	Ω // nH	
Input Power, max (2000h)		20	dBm	
DC Voltage		5	V	
ESD Voltage ESD (MM)		50	V	
Sensitive Discharge Device ESD (HBM)		175	V	
Operating Temperature Range		-30 ~ +85	°C	
Storage Temperature Range		-40 ~ +85	°C	

Dimension

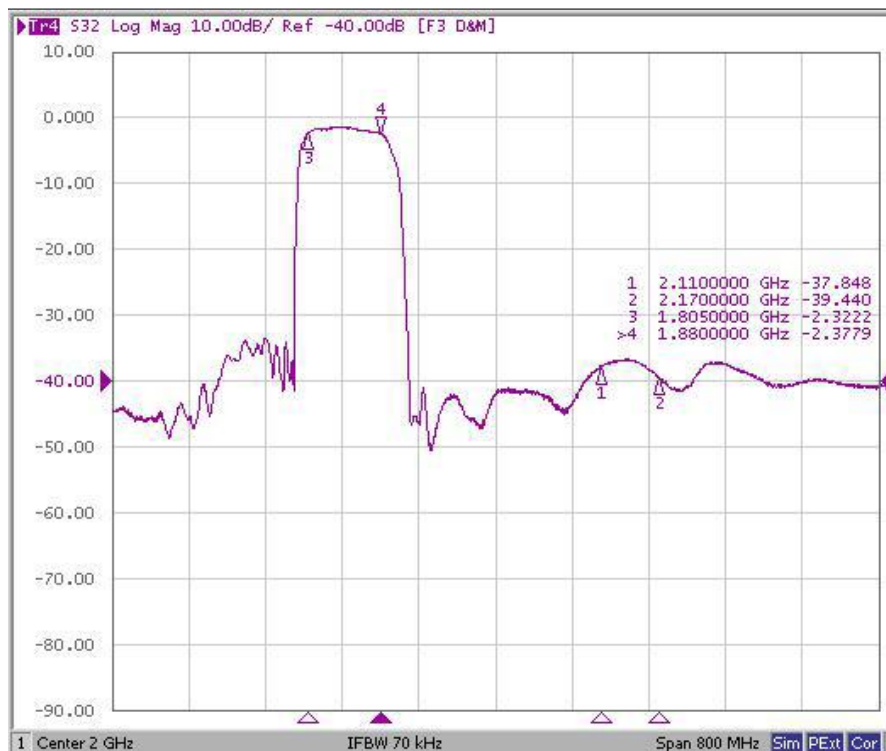


Pin Configuration

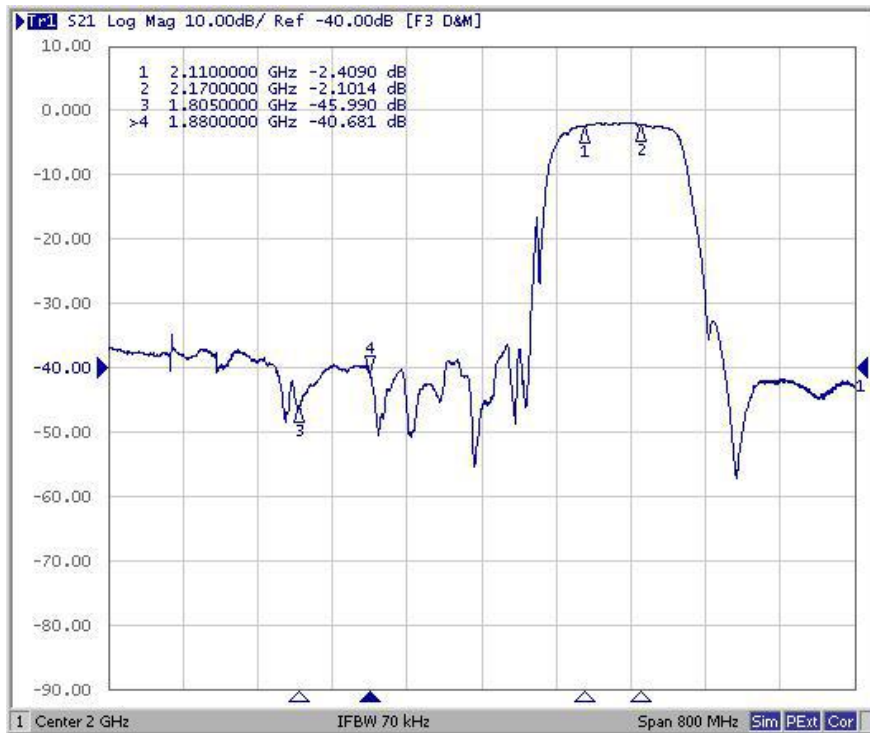
- 1. Input(1842.5/2140)
- 6. Output(High Freq. Filter 2140MHz)
- 9. Output(Low Freq. Filter 1842.5MHz)
- Other Ground

Frequency Characteristics

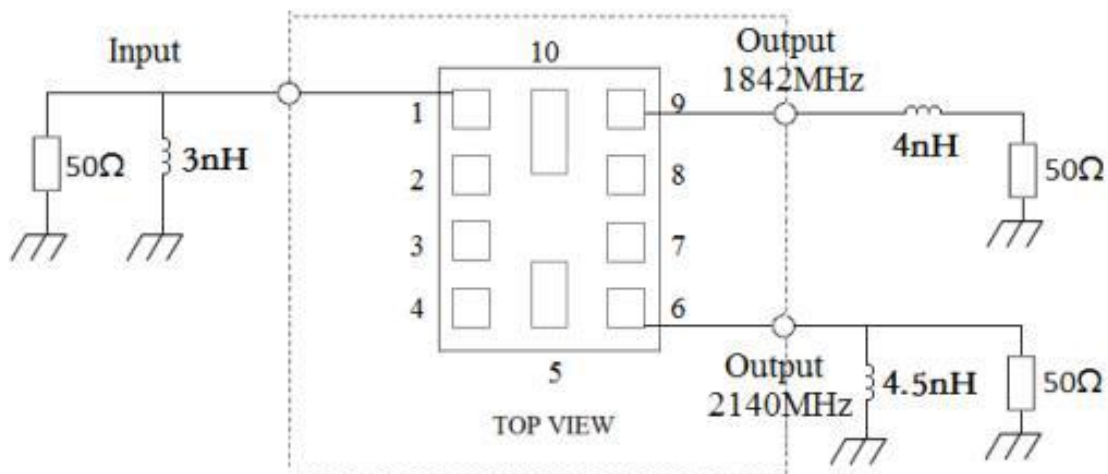
Low Freq. Filter



High Freq. Filter



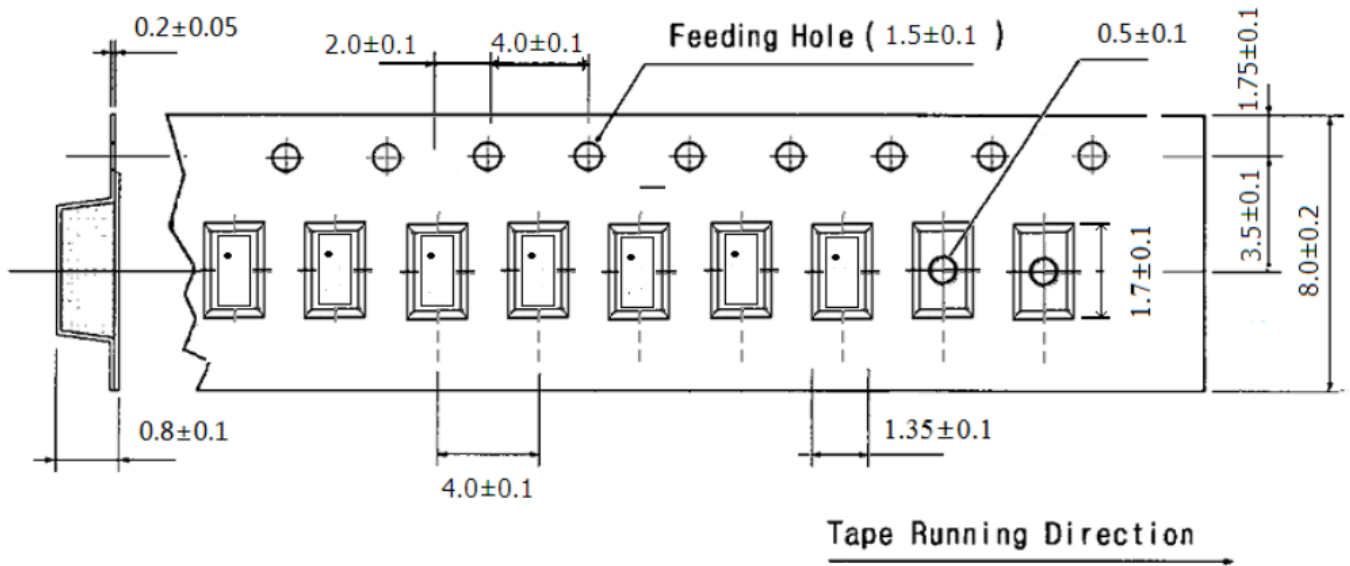
Test Circuit



Environmental

PARAMETER	VALUE
MOISTURE SENSITIVITY LEVEL	2
REACH – SVHC	Compliant
RoHS	Compliant

Tape Dimension



● APPROVAL

DRAWN BY	AR, August 12, 2021
APPROVED BY	CP, August 12, 2021
REVISION	A, Initial Release

Raltron Electronics / RAMI Technology USA, LLC, including its affiliates, employees, agents and other persons acting on its behalf (collectively Raltron/RAMI Tech), disclaim any and all liability for any errors or inaccuracies contained in this data sheet. While Raltron/RAMI Tech has made every reasonable effort to ensure the accuracy of all product information, specifications and data contained herein, Raltron/RAMI Tech does not guarantee that the information is accurate, reliable, or current. The product information is provided only for reference purposes only and is subject to change, correction or revision, at any time without notice. Raltron/RAMI Tech does not assume any liability arising out of an application or use of any product described herein and disclaims any warranties expressed or implied. The user of products in such applications shall assume all risks of such use and will agree to hold Raltron/RAMI Tech, harmless against all damages.

Copyright © 2016, Raltron Electronics / RAMI Technology USA, LLC. All rights reserved. No part of this document may be reproduced in any form without the prior written permission of Raltron Electronics / RAMI Technology USA, LLC.