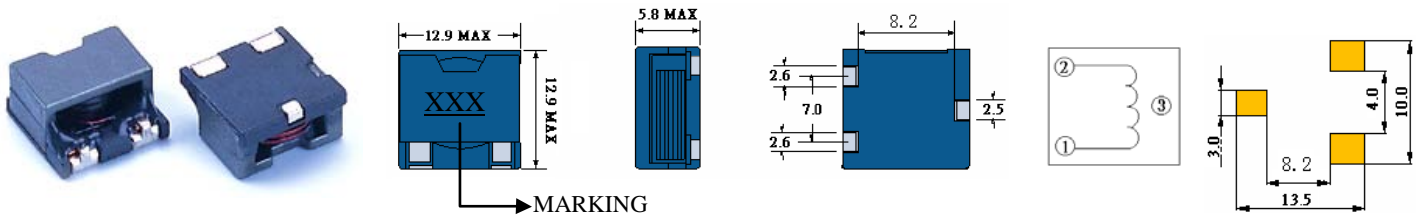


SCEP125U

SMD POWER INDUCTORS



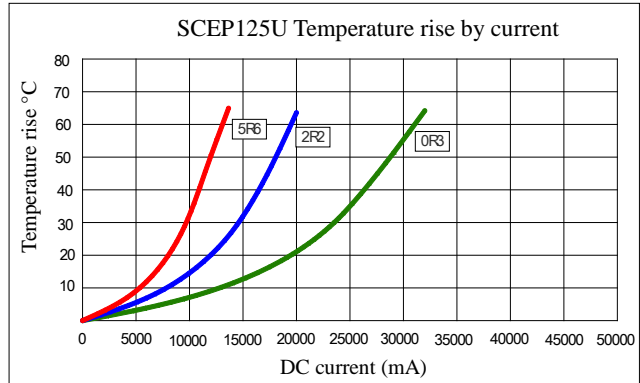
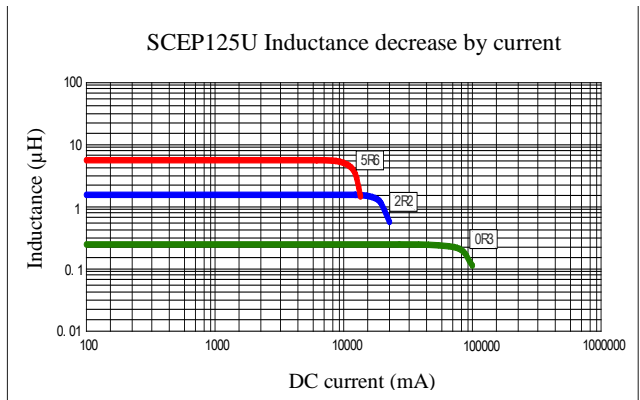
• Features

- 1 Excellent Power Density
- 2 Engineered to Provide High Efficiency



ELECTRICAL CHARACTERISTICS

Part NumSer	Inductance (uH) (1)	Test Frequency	DC Resistance (Ω MAX) (2)	Saturation Current ⁽³⁾ (A)	Temperature Current ⁽⁴⁾ (A)
SCEP125U-R30	0.3	100KHZ	2.5m	35.0	23.5
SCEP125U-R60	0.6	100KHZ	2.5m	30.0	18.8
SCEP125U-R80	0.8	100KHZ	2.5m	27.2	17.8
SCEP125U-1R4	1.4	100KHZ	3.8m	20.8	14.0
SCEP125U-2R2	2.2	100KHZ	5.4m	14.8	13.5
SCEP125U-3R2	3.2	100KHZ	8.0m	12.8	13.0
SCEP125U-4R3	4.3	100KHZ	11.4m	11.0	10.5
SCEP125U-5R6	5.6	100KHZ	13.5m	9.5	9.00



- (1). Inductance tolerance $\pm 20\%$ tested at 0.25V, 0ADC and 25°C
- (2). DCR measured at 25°C.
- (3). The DC current at which the inductance decreases by 25% from its initial value.
- (4). The DC current that results in a 40°C temperature rise from 25°C ambient.

[Click here for QUANTITY PER REEL & PACKING INFORMATION](#)

Custom versions available upon request.