

WASP™ OCCUPANCY SENSOR

OCCUPANCY SENSORS AND CONTROLLERS

FEATURES

- Digital Passive Infrared (PIR) sensor
- Multiple (single and dual) output versions
- Unique Smart Cycling for improved lamp life
- End mount and surface mount versions
- Interchangeable high/low area detection lens options (sold separately)
- Low voltage and line voltage models available
- Daylight sensor for daylight harvesting applications
- Low temperature/water-tight/indoor-outdoor versions



RELATED PRODUCTS

- [Occupancy Sensor Accessories](#)
- [WASP Sensor Lens](#)
- [Universal Voltage Power Packs](#)
- [Heavy Duty Universal Voltage Power Packs](#)
- [MPSHD Pack](#)
- [MP347A Power Pack](#)

SPECIFICATIONS

CONSTRUCTION

- Sensor module and lens assembly - high impact, injection-molded plastic
- 4.0" x 1.5" H (101.6mm x 38.1mm H)
- 7.0 oz. (198.45g)
- White, Black and Gray
- (1) 12-pin dip switch
- Dual element pyrometer and spherical Fresnel lens designed for robust detection of a walking person*
- Lens Options
 - Low Mount/High Mount:
 - Indoor/Outdoor
 - Coverage: 360°, 180°, Aisle, Half Aisle
 - Lenses sold separately

MOUNTING

- End mount sensor: Mounts directly to end of fixture through extended ½": (12.7mm) chase nipple
- For deeper body fixtures, an optional Extender Adapter (available separately) positions the sensor flush or below the bottom of the reflector for a full field-of-view
- Surface mount sensor: Mounts directly to fixture or j-box via (2) 1.25" (31.75mm) stainless steel screws and locking nuts

ELECTRICAL

- Line Voltage sensors: 120/277/347VAC, 208/240VAC, 480VAC, 60 Hz
- Low Voltage sensors: 24VDC (uses UVPP or MP-Series power pack – not included)

ELECTRICAL (CONTINUED)

- 120VAC: 0-800W ballast or 0-600W tungsten, 60Hz
- 277VAC: 0-1200W ballast
- 347VAC: 0-1500W ballast
- 208/240VAC: 0-1200W ballast
- 480VAC: 0-2400W ballast
- ¼ HP motor load @ 120VAC, 1/6HP @ 347VAC
- 24VDC active high-logic control signal
- Relay: N/O + N/C contacts; 500mA rated @ 24VDC; three wire isolated relay

OPERATION

- Coverage: 360°, 180°, Aisle, Half Aisle
- Timer Settings
 - Primary: 8-second test mode - 4, 8, 16 and 30 minute timeouts
 - Secondary: can be disable (switches off with primary timer) - 30, 60 and 90 minute timeouts
- Daylight Sensor
 - Range: 30 - 2500fc
 - End mount sensor: Downward and upward looking daylight sensors (Direction selectable via dip switch)
 - Surface mount sensor: Downward looking daylight sensor only

OPERATING ENVIRONMENT

- Operating temperature: 32° to 149°F (0° to 65°C)
- Relative humidity (non-condensing): 0% to 95%
- Low-temperature/WaterTight/Indoor-Outdoor version: Operating temperature: -40° to 149°F (-40° to 65°C)

CERTIFICATIONS

- UL and cULus listed
- Title 24 compliant
- Conforms to UL STD 508, UL STD 244A
- This product qualifies as both (i) a "domestic construction material" per FAR §52.225-9 Buy American-Construction Materials and a "(COTS) item" per FAR §2.101 and (ii) a "designated country construction material" per FAR 52.225-11 Buy American-Construction Materials under Trade Agreements effective 5/27/2020. See [Buy American Solutions](#).
- This product qualifies as "designated country construction material" per FAR 52.225-11 Buy American-Construction Materials under Trade Agreements effective 5/27/2020. See [Buy American Solutions](#).

WARRANTY

- 5 year warranty
- See [HCS Standard Warranty](#) for additional information

*When used with program start ballast, a 1-2 second delay from occupancy detection to lamp turn-on may be experienced

WASP™ OCCUPANCY SENSOR

OCCUPANCY SENSORS AND CONTROLLERS

ORDERING GUIDE

Example: WSPSMUNV-U

CATALOG # _____

WSP		Environment		Mounting		Input Voltage		Color		BAA/TAA*	
Sensor	WASP Sensor	(Blank)	Standard Version	EM	End Mount	24V	24VDC (Low Voltage)	(Blank)	White	Blank	Standard Product
WSP		LWO	Low-Temp/WaterTight/ Indoor/Outdoor	SM	Surface Mount	UNV	120/277/347VAC	BK	Black	U	BAA
						UNV2R	120/277/347VAC (2 Outputs)	GY	Gray	T	TAA
						208	208/240VAC				
						480	480VAC				

*Buy American Solutions	
BAA	TAA
FAR \$52.225-9	FAR \$52.225-11
WSPMUNV	
WSPLWOMUNV	
WSPLWOSM24V	
WSPLWOSMUNV	
WSPSMUNV	
	WSPSM24V

Lens Ordering Guide

Example: WSPLWO-L360-LM-WH

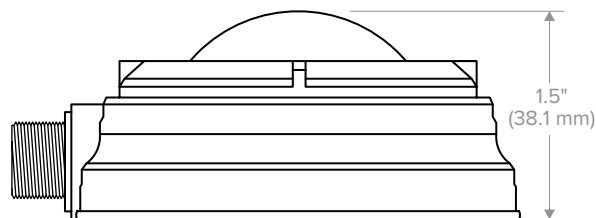
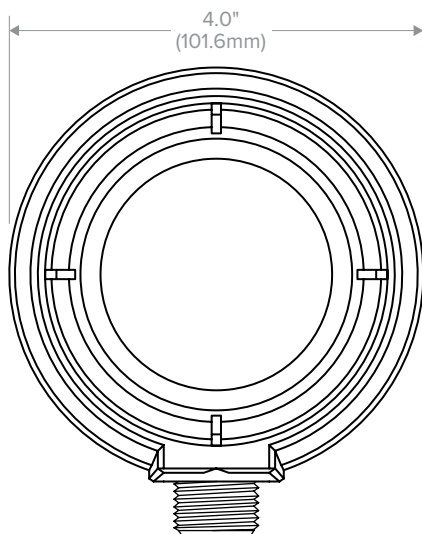
CATALOG # _____

WSP		Environment		Coverage		Mounting		Color	
Sensor Lens	WASP Sensor Lens	Blank	Indoor Version	L360	360° Area Lens	Blank	High Mount	WH	White
WSP		LWO	Low-Temp/Watertight/ Outdoor Only	L180	180° Area Lens	LM	Low Mount	BK	Black
				LA	Aisle Lens			GY	Gray
				LHA	Half Aisle Lens				

Accessories

- WSPADAPTOR2** WASP End Mount Sensor Offset Adapter

DIMENSIONS

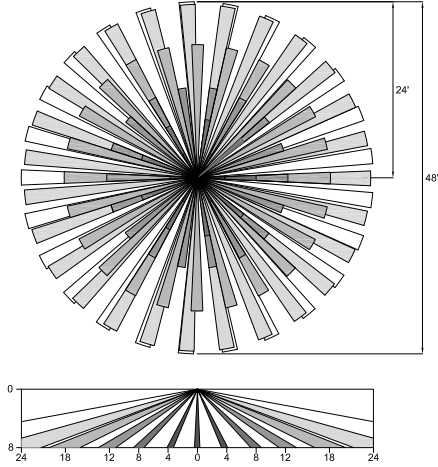


WASP™ OCCUPANCY SENSOR

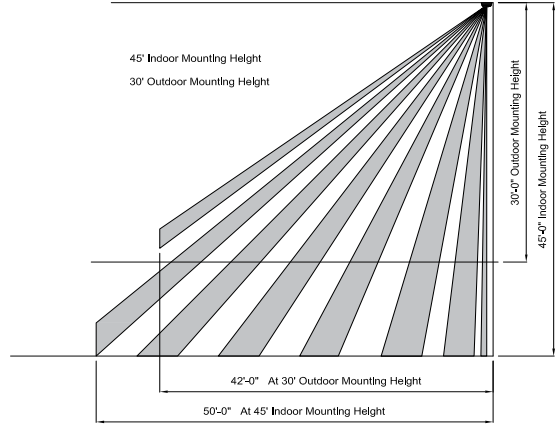
OCCUPANCY SENSORS AND CONTROLLERS

ADDITIONAL INFORMATION

Coverage Pattern

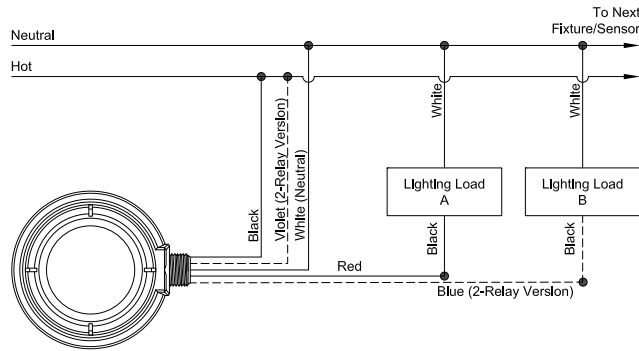


Sensor Lens Coverage and Detection Patterns
When Mounted at 8 ft with Low Mount Lens

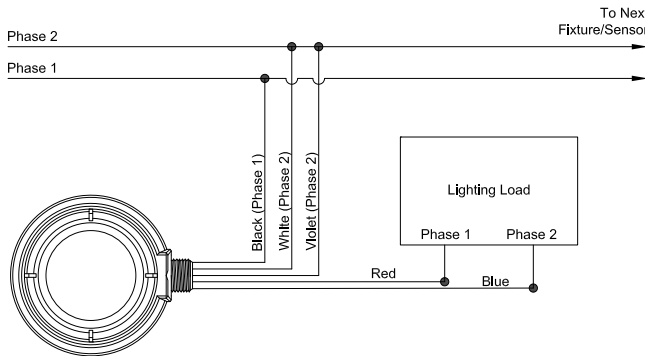


Sensor Lens Coverage and Detection Patterns
When Mounted at 30 ft and 45 ft with Standard Lens

Wiring Diagrams



120/277/347VAC WASP2



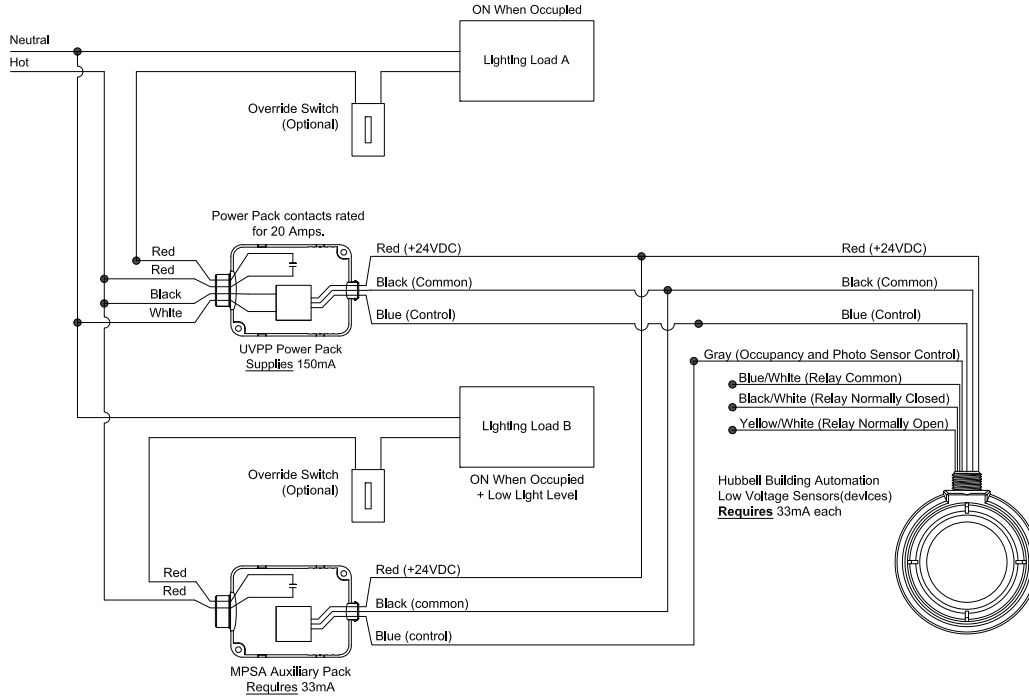
208/240 & 480VAC WASP2

WASP™ OCCUPANCY SENSOR

OCCUPANCY SENSORS AND CONTROLLERS

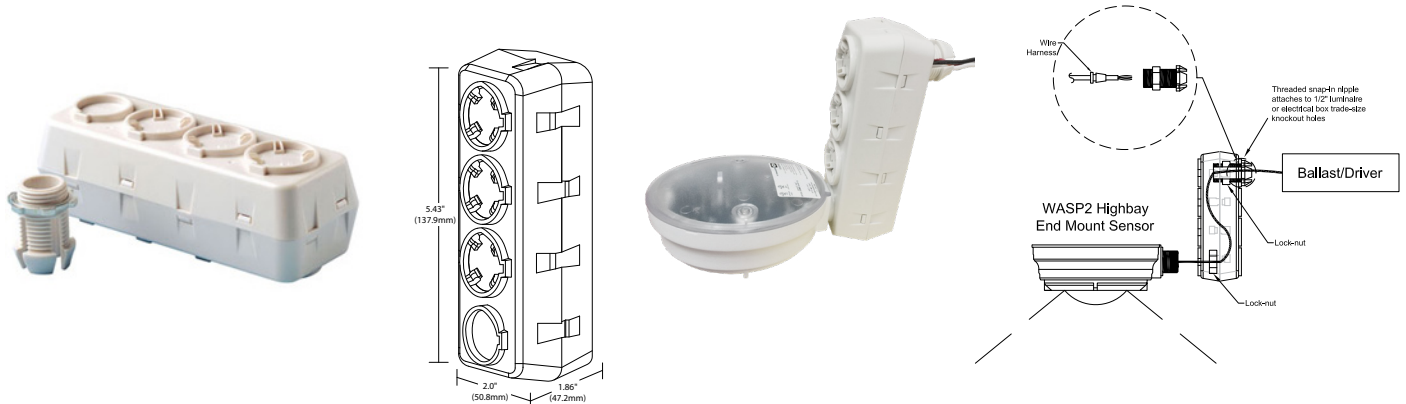
ADDITIONAL INFORMATION CONTINUED

Wiring Diagrams



24V WASP2

Accessories



The Optional WSPADAPTOR2 offset adaptor can be used to improve the field of view for fixture mounted sensors where the geometry of the fixture might otherwise interfere with the sensor's performance. The adapter snaps into a standard 1/2" (12.7mm) knockout on the end of the fixture and provides several mounting position choices for the sensor.