

Fuse NH-DIN00-DIN00C 500V



DIN 00 C 1301.0080



DIN 00 1301.0061

See below:  
[Approvals and Compliances](#)

**Description**

- Characteristic gG (gL)
- According to IEC 269
- According VDE 0636
- Selectivity 1:1.6
- Removal tags energized

**Weblinks**

[pdf data sheet](#), [html datasheet](#), [Detailed request for product](#)

**Technical Data**

Rated Current In	6- 160A
Rated Voltage	500VAC
Breaking Capacity	120kA
Rated Power Operating Frequency fe	50Hz

Contact blade	Full contact blades, Cu silvered
Characteristic resistance	even with alternating load; nonagin to VDE 0636
Indicator	Combi indicator

**Basic Design**

Insulator	Ceramics
Metal components	corrosion-resistant (rustproof)

**Power Dissipation (Watt) operating temperature max.**

The power dissipation is the so called power loss at rated current load and operation temperature acc. VDE 0636 . It is to be measured in Watt at AC condition. The voltage tap is to be assured that the power dissipation of the blade contacts are included. This means the measure contact need to be applied at the ends of the blade contacts. The standard VDE 0636 part 1 and 2 requires that following maximal permissible power losses are not exceeded.

**Approvals and Compliances**

Detailed information on product approvals, code requirements, usage instructions and detailed test conditions can be looked up in [Details about Approvals](#)

**Approvals**

The approval mark is used by the testing authorities to certify compliance with the safety requirements placed on electronic products.

Approval Reference Type:

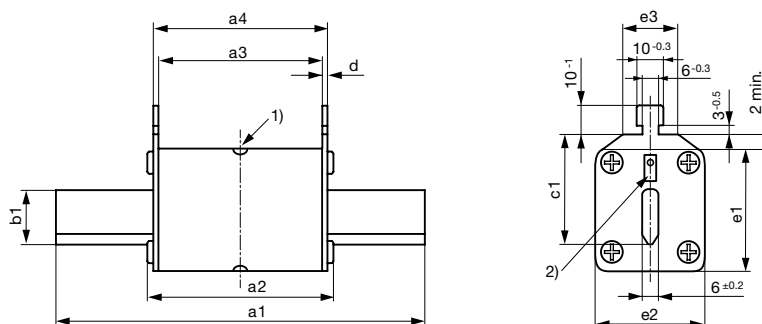
Approval Logo	Certificates	Certification Body	Description
	<a href="#">VDE Approvals</a>	VDE	VDE Certificate Number: 40052733

**Compliances**

The product complies with following Guide Lines

Identification	Details	Initiator	Description
	<a href="#">REACH</a>	SCHURTER AG	On 1 June 2007, Regulation (EC) No 1907/2006 on the Registration, Evaluation, Authorization and Restriction of Chemicals 1 (abbreviated as "REACH") entered into force.

## Dimensions [mm]

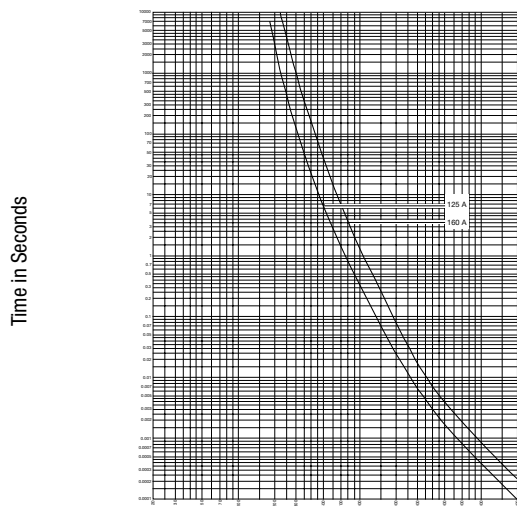


DIN	a1	a2	a3	a4	b1	c1	d	e1	e2	e3
00	78.5 ±1,5	54-6	45 ±1,5	49 ±1,5	15 +0,8	35 ±0,8	2,0 +1,0/-0,5	41	30 -1,0	20 ±5
00C	78.5 ±1,5	54-6	45 ±1,5	49 ±1,5	15 +0,8	35 ±0,8	2,0 +1,0/-0,5	36	20 +0,9	20 ±5

- 1) Centre indicator
- 2) Flat indicator

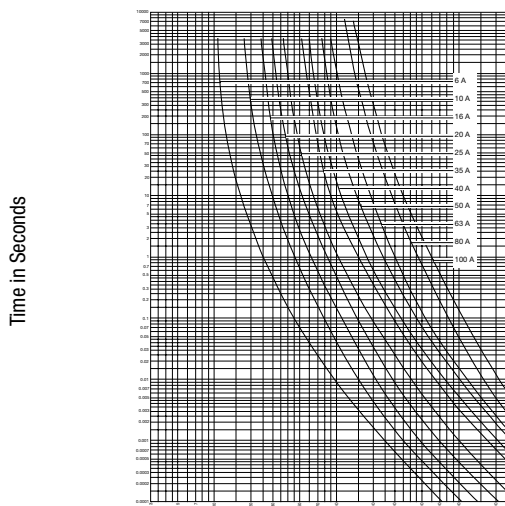
## Time-Current-Curves

DIN00 125 - 160 A, 500V



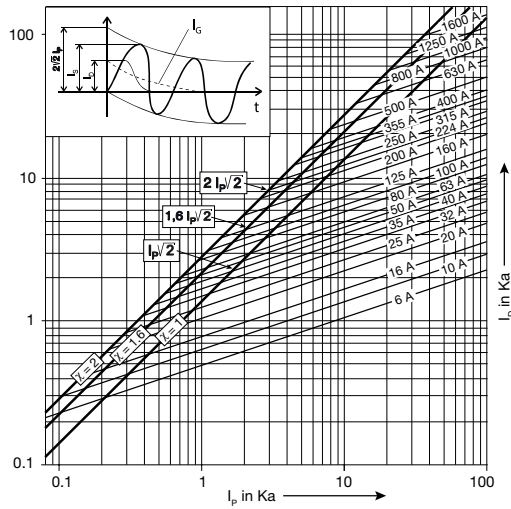
Effective value of the melting current (A) + - 8%

DIN00C 6 - 100 A, 500V



Effective value of the melting current (A) + - 8%

Current limiting diagram



The prospective short circuit current is the value of the current, that would flow if there was no protection in the circuit.

- ID Let-through current
- IG Value of DC component
- IP Prospective short-circuit current
- IS Short-circuit peak current
- X Factor ( $X=2$  für  $\cos\varphi=0$ ,  $X=1$  für  $\cos\varphi=1$ )

All Variants

Rated current [A]	Style [Compact]	Power Loss [W]	Order Number	E-No.
6	C	1.6	1301.0071	840500079
10	C	1.1	1301.0072	840500089
16	C	1.8	1301.0073	840500099
20	C	2.3	1301.0074	840500109
25	C	2.4	1301.0075	840500119
35	C	3.0	1301.0076	840500139
40	C	3.7	1301.0077	840500149
50	C	4.1	1301.0078	840500159
63	C	5.4	1301.0079	840500179
80	C	6.5	1301.0080	840500199
100	C	7.5	1301.0081	840500209
125	-	10.0	1301.0016	840100219
160	-	11.3	1301.0061	840100239

Most Popular.

Availability for all products can be searched real-time: <https://www.schurter.com/en/Stock-Check/Stock-Check-SCHURTER>

Packaging unit 3 Pcs