



ANATECH ELECTRONICS INC
RF & Microwave Filters & Products

452 MHz CDMA 450 C-Band RF-Tx Saw Filter

Part Number: AM452S478

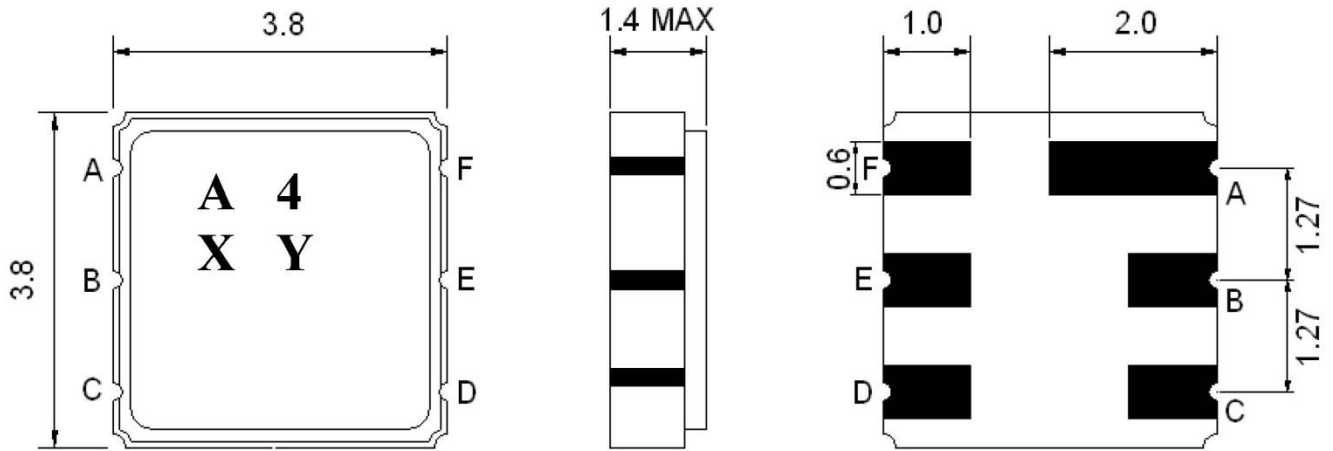


Parameters Description	Unit	Minimum	Typical	Maximum
Center Frequency (Fo)	MHz	-	452.5	-
Insertion Loss within 450.0 ~ 454.8 MHz	dB	-	1.8	2.8
VSWR within 450.0 ~ 454.8 MHz	-	-	1.4	2.0
Attenuation:				
0.3 ~ 440.0 MHz	dB	25	28	-
460.0 ~ 464.8 MHz	dB	30	49	-
465.0 ~ 1700.0 MHz	dB	25	28	-
1700.0 ~ 2000.0 MHz	dB	20	23	-

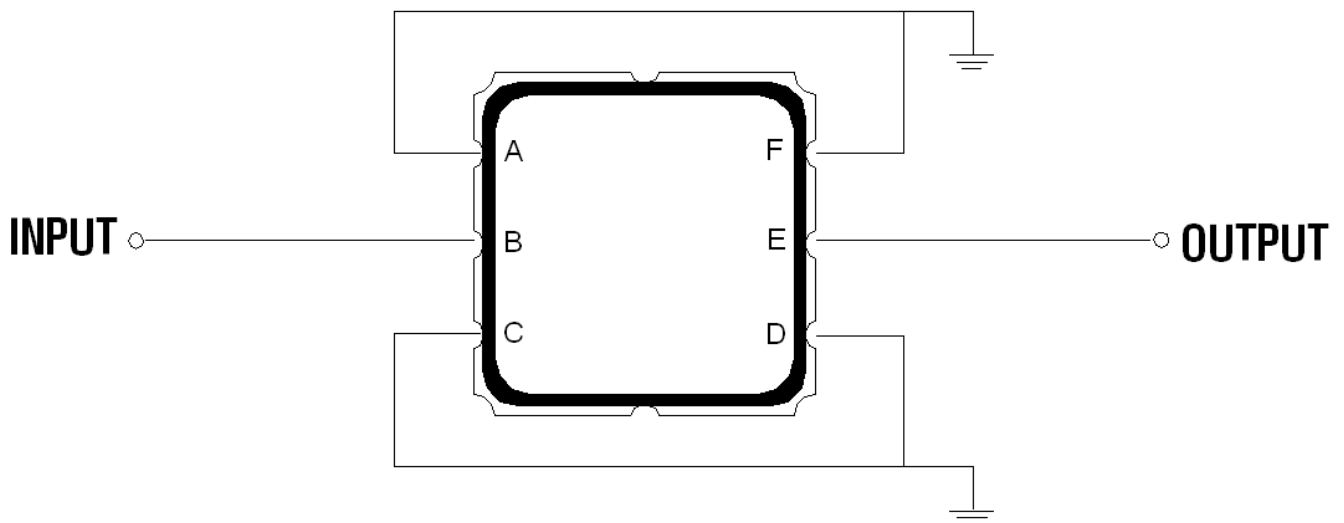
Parameters Description	Unit	Minimum	Typical	Maximum
Operation Temperature Range	°C	-30	-	+80
Storage Temperature Range	°C	-40	-	+85
Maximum DC Voltage	V	-	-	0
Maximum Input Power	dBm	-	-	27
Source Impedance (Single Ended) ₁	Ω	-	50	-
Load Impedance (Single Ended) ₁	Ω	-	50	-
Package Size and Type	3.8 x 3.8 x 1.4 mm		P	



Outline Drawing:



Testing Environment:



Source/Load Impedance: 50 Ω



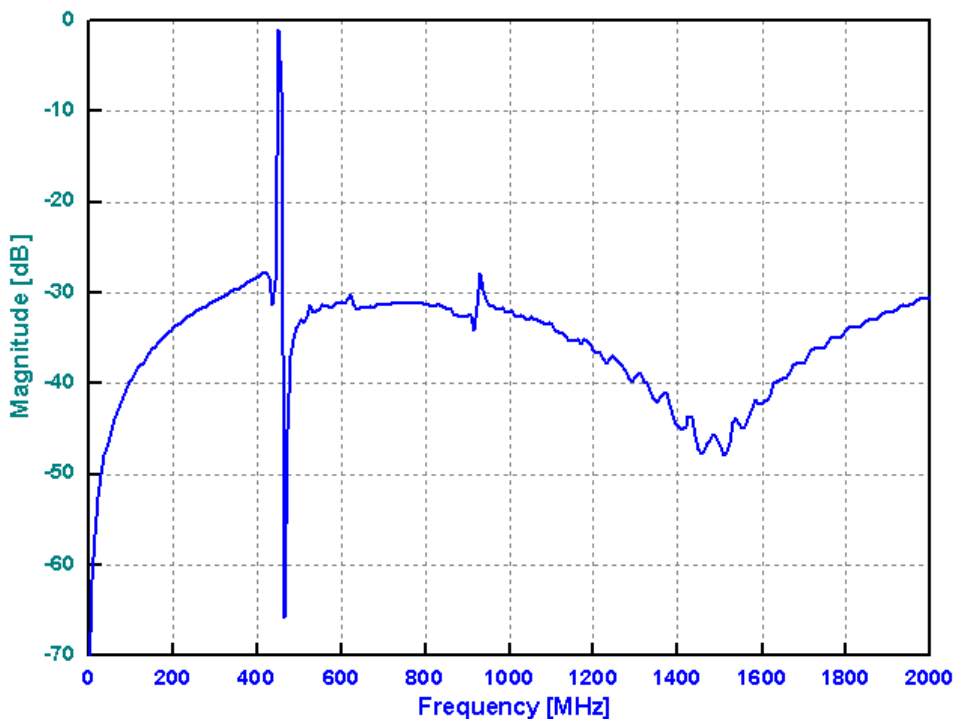
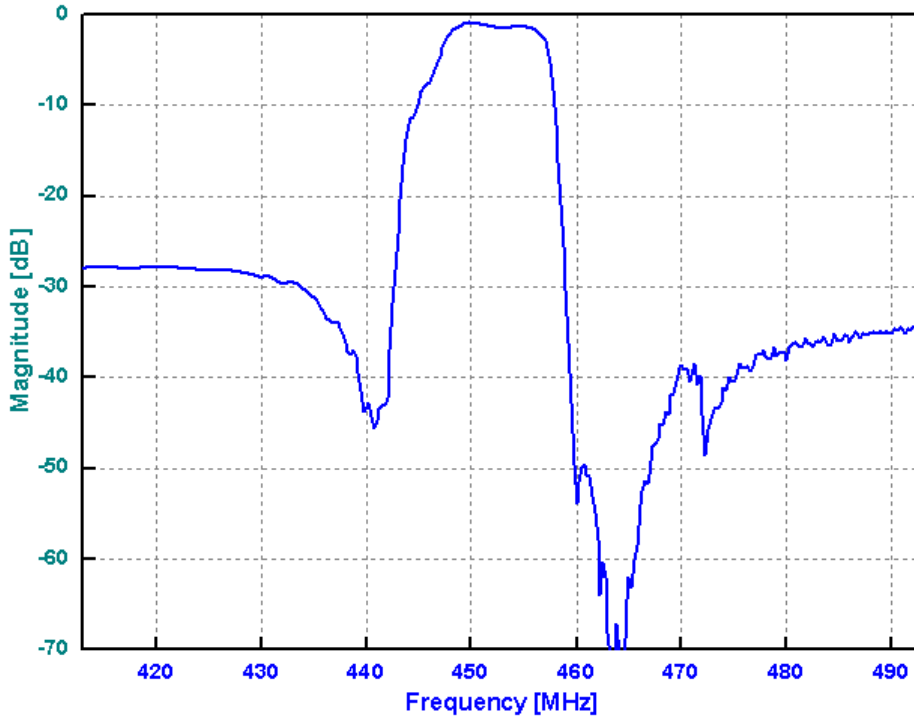
ANATECH ELECTRONICS INC
RF & Microwave Filters & Products

452 MHz CDMA 450 C-Band RF-Tx Saw Filter

Part Number: AM452S478



Response Plot:





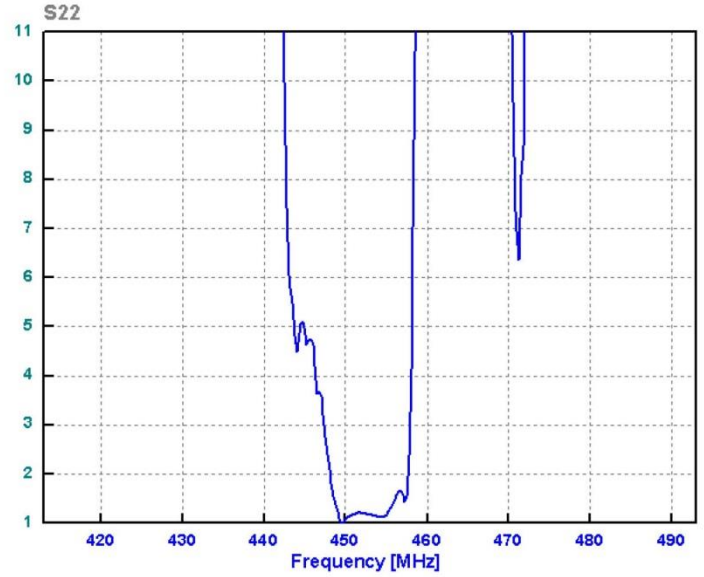
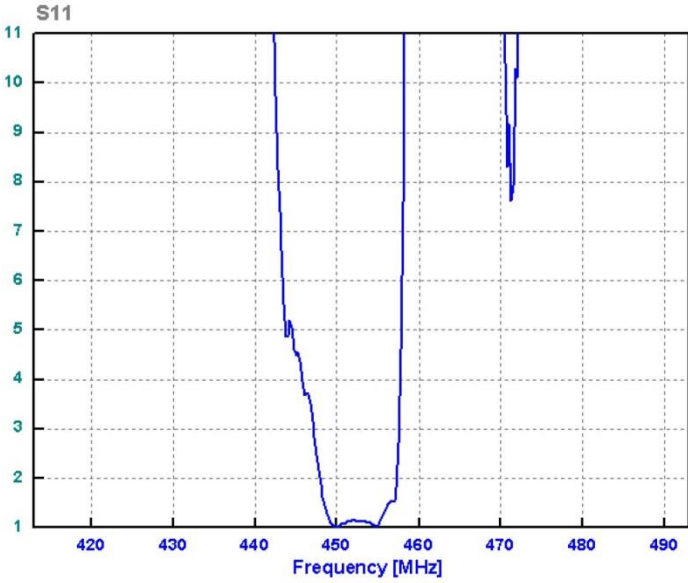
ANATECH ELECTRONICS INC
RF & Microwave Filters & Products

452 MHz CDMA 450 C-Band RF-Tx Saw Filter

Part Number: AM452S478



VSWR



Smith Chart

