

# LPS-RK — 600 Vac/300 Vdc, 70-600 A, dual element, time-delay fuses



**Catalog no.\***

LPS-RK-70SP	LPS-RK-150SP	LPS-RK-350SP
LPS-RK-80SP	LPS-RK-175SP	LPS-RK-400SP
LPS-RK-90SP	LPS-RK-200SP	LPS-RK-450SP
LPS-RK-100SP	LPS-RK-225SP	LPS-RK-500SP
LPS-RK-110SP	LPS-RK-250SP	LPS-RK-600SP
LPS-RK-125SP	LPS-RK-300SP	

\* Open fuse indication available on all part numbers by inserting the suffix "I," e.g., LPS-RK-90SPI. Requires 75Vac minimum voltage. Indicating fuses are not Vdc rated.

**Carton quantity**

- 1

**Typical applications**

- Feeder and branch circuits
- Motors
- Transformers
- Solenoids
- General purpose circuits

**Features and benefits**

- Industry's only UL Listed and CSA Certified fuse with a 300kA interrupting rating that allows for simple, worry-free installation in virtually any application.
- Fast short-circuit protection and dual-element, time-delay performance provide ultimate protection.
- Reduces existing fuse inventory by up to 33% when upgrading to Low-Peak fuses.
- Consistent 2:1 ampacity ratios for all Low-Peak fuses make selective coordination easy.
- Time-delay permits 130% FLA sizing for back-up motor protection.
- Current-limitation protects downstream components against damaging thermal and magnetic effects of short-circuit currents.
- Protects against single-phase motor damage.
- Proper sizing can provide "no damage" Type 2 coordinated protection for NEMA and IEC motor controllers.

**Catalog symbols:**

- LPS-RK-(amp)SP (non-indicating)
- LPS-RK-(amp)SPI (indicating)

Description: Ultimate protection Class RK1 current-limiting, dual element, time-delay fuses available with optional open fuse indication.

**Specifications:**

**Ratings**

- Volts
  - 600 Vac
  - 300 Vdc\*
- Amps 70-600 A
- IR
  - 300 kA Vac RMS Sym.
  - 100 kA Vdc

\* Indicating versions not Vdc rated.

**Agency information**

- UL Listed, Guide JDDZ, File E4273
- CSA Certified, Class 1422-02, File 53787, Class RK1 per CSA C22.2 No. 248.12
- CE

**Recommended fuse blocks**

Amps	Catalog no.		
	1-Pole	2-Pole	3-Pole
100	RM60100-1CR	RM60100-2CR	RM60100-3CR
200	RM60200-1CR	RM60200-2CR	RM60200-3CR
400	RM60400-1CR	RM60400-2CR	RM60400-3CR
600	RM60600-1CR	RM60600-2CR	RM60100-3CR

For additional information on the RM600 600 volt fuse blocks, see product brochure no. 3192.

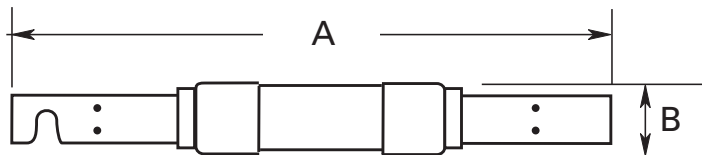
**Fuse reducers for Class R fuses**

Equipment fuse clips	Desired fuse (case) size	Catalog no. (pairs) 600V
200 A	100 A	NO.2621-R
	200 A	NO.2641-R
400 A	100 A	NO.2661-R
	200 A	NO.2662-R
600 A	100 A	NO.2664-R†
	200 A	NO.2664-R†

† Single reducer only (pair not required).

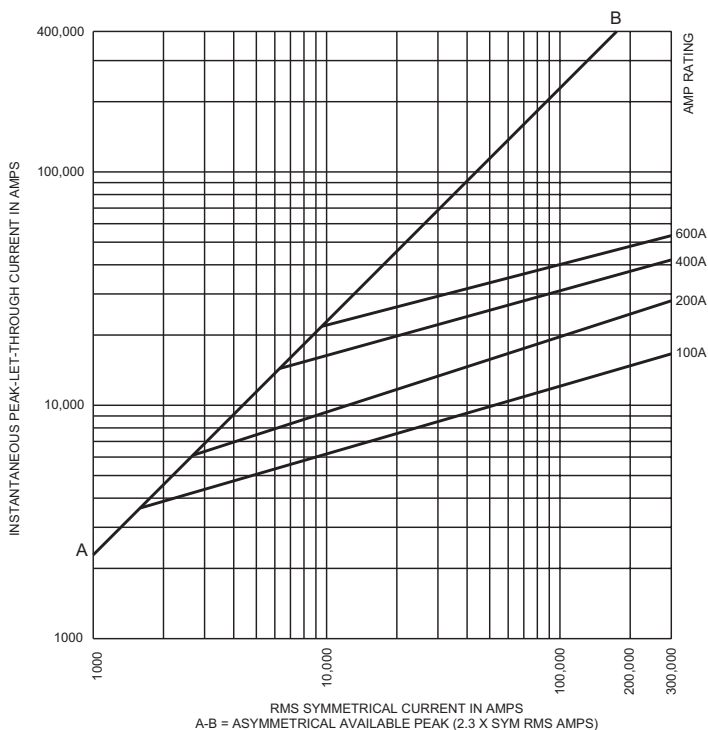
For additional information on Class R fuse reducers, see data sheet no. 1118.

**Dimensions – in**



Fuse amps	A	B
70-100	7.88	1.11
110-200	9.63	1.61
225-400	11.63	2.36
450-600	13.38	2.88

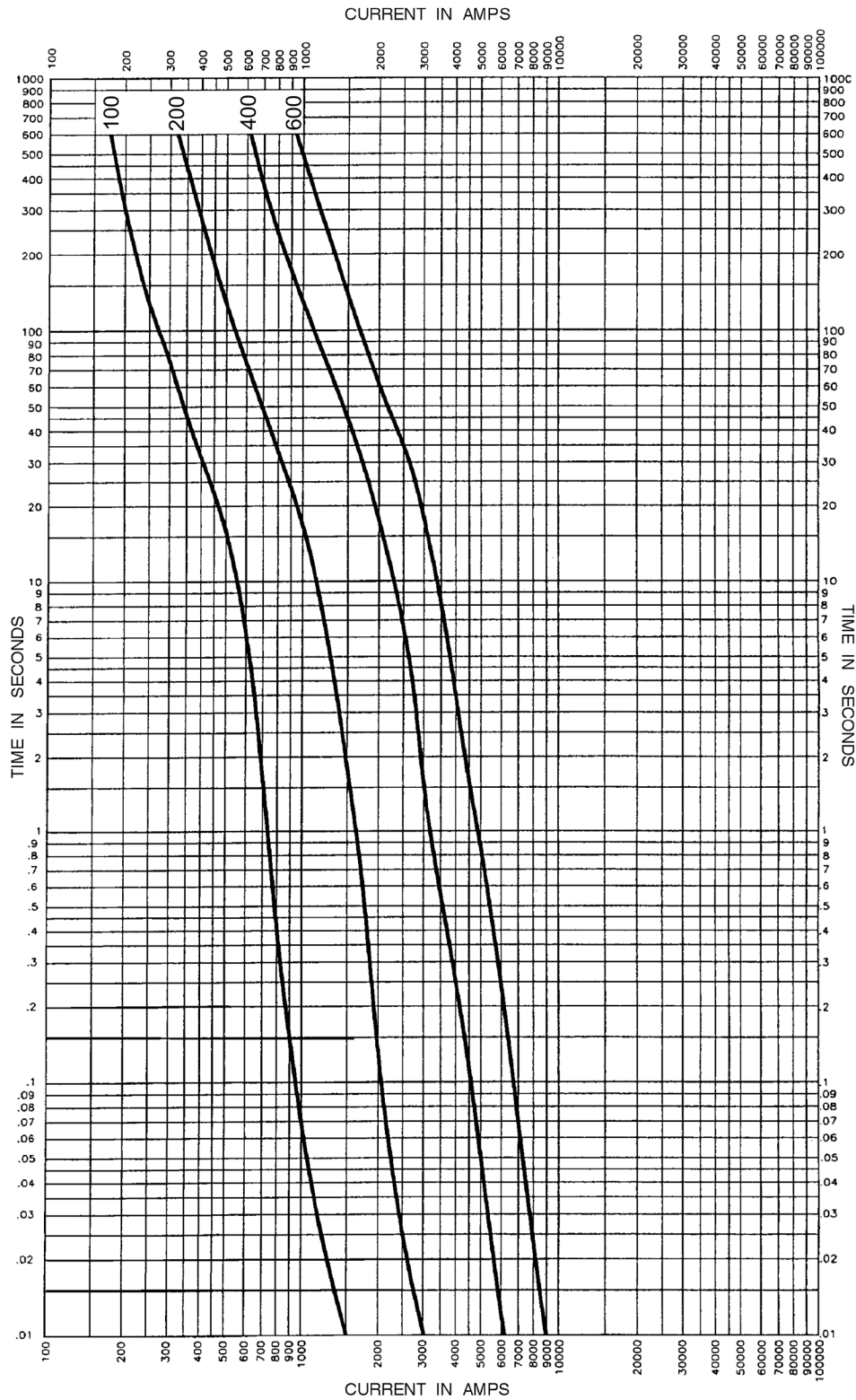
**Current-limitation curves**



**Current-limiting effects**

Prop. S.C.C.	Let-through current (apparent RMS Sym. vs. fuse rating)			
	100A	200A	400A	600A
—	1000	2000	4000	6000
1000	1000	1000	1000	1000
2000	2000	2000	2000	2000
3000	2000	3000	3000	3000
5000	2000	3000	5000	5000
10,000	3000	4000	7000	10,000
15,000	3000	5000	8000	11,000
20,000	3000	5000	9000	12,000
25,000	4000	6000	9000	12,000
30,000	4000	6000	10,000	13,000
35,000	4000	6000	10,000	13,000
40,000	4000	6000	10,000	14,000
50,000	5000	7000	11,000	15,000
60,000	5000	7000	12,000	15,000
70,000	5000	8000	13,000	16,000
80,000	5000	8000	13,000	16,000
90,000	5000	8000	13,000	17,000
100,000	6000	9000	14,000	17,000
150,000	6000	10,000	15,000	19,000
200,000	7000	11,000	16,000	21,000
250,000	7000	12,000	17,000	22,000
300,000	7000	12,000	18,000	23,000

Time-current curves - average melt



The only controlled copy of this data sheet is the electronic read-only version located on the Eaton network drive. All other copies of this document are by definition uncontrolled. This bulletin is intended to clearly present comprehensive product data and provide technical information that will help the end user with design applications. Eaton reserves the right, without notice, to change design or construction of any products and to discontinue or limit distribution of any products. Eaton also reserves the right to change or update, without notice, any technical information contained in this bulletin. Once a product has been selected, it should be tested by the user in all possible applications.

**Eaton**  
1000 Eaton Boulevard  
Cleveland, OH 44122  
Eaton.com

Bussmann Division  
114 Old State Road  
Ellisville, MO 63021  
United States  
Eaton.com/bussmannseries

© 2018 Eaton  
All Rights Reserved  
Printed in USA  
Publication No. 1002 — BU-SB13685  
August 2018

Eaton, Bussmann and Low-Peak are valuable trademarks of Eaton in the U.S. and other countries. You are not permitted to use the Eaton trademarks without prior written consent of Eaton.

CSA is a registered trademark of the Canadian Standards Group.  
UL is a registered trademark of the Underwriters Laboratories, Inc.

For Eaton's Bussmann series product information, call **1-855-287-7626** or visit: **Eaton.com/bussmannseries**

Follow us on social media to get the latest product and support information.

