

Inductive sensor

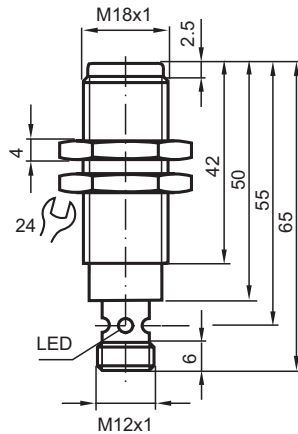
NMB10-18GM65-E2-V1



- 10 mm flush
- Stainless steel sensing face
- Increased operating distance



Dimensions



Technical Data

General specifications

Switching function		Normally open (NO)
Output type		PNP
Rated operating distance	s_n	10 mm
Installation		flush (Requirements: see drawing below)
Output polarity		DC
Assured operating distance	s_a	0 ... 8.1 mm
Actuating element		Ferrous and nonferrous targets
Reduction factor r_{Al}		0.4
Reduction factor r_{Cu}		0.25
Reduction factor r_{304}		0.85
Reduction factor r_{S137}		1

Nominal ratings

Operating voltage	U_B	10 ... 30 V DC
-------------------	-------	----------------

Release date: 2020-03-23 Date of issue: 2020-03-30 Filename: 9111271_eng.pdf

Refer to "General Notes Relating to Pepperl+Fuchs Product Information".

Pepperl+Fuchs Group
www.pepperl-fuchs.com

USA: +1 330 486 0001
fa-info@us.pepperl-fuchs.com

Germany: +49 621 776 1111
fa-info@de.pepperl-fuchs.com

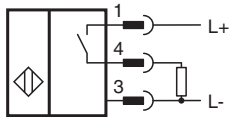
Singapore: +65 6779 9091
fa-info@sg.pepperl-fuchs.com

pf PEPPERL+FUCHS

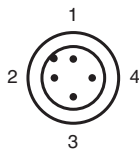
Technical Data

Switching frequency	f	0 ... 240 Hz
Hysteresis	H	3 ... 15 typ. 5 %
Reverse polarity protection		reverse polarity protected
Short-circuit protection		pulsing
Voltage drop	U_d	≤ 2 V
Operating current	I_L	≤ 200 mA
Off-state current	I_r	≤ 10 μ A
No-load supply current	I_0	≤ 15 mA
Operating voltage indicator		LED, green
Switching state indicator		LED, yellow
Functional safety related parameters		
MTTF _d		847 a
Mission Time (T _M)		20 a
Diagnostic Coverage (DC)		0 %
Standard conformity		
Standards		EN 60947-5-2:2007 IEC 60947-5-2:2007
Approvals and certificates		
UL approval		cULus Listed, General Purpose
CSA approval		cCSAus Listed, General Purpose
CCC approval		CCC approval / marking not required for products rated ≤ 36 V
Ambient conditions		
Ambient temperature		-25 ... 70 °C (-13 ... 158 °F)
Mechanical specifications		
Connection type		Connector M12 x 1 , 4-pin
Housing material		Stainless steel 1.4305 / AISI 303
Sensing face		Stainless steel 1.4305 / AISI 303
Degree of protection		IP67

Connection



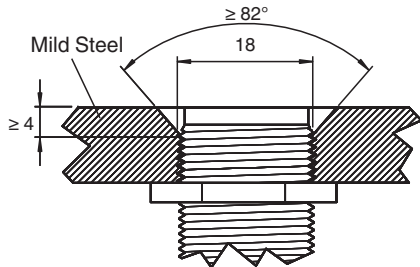
Connection Assignment



Wire colors in accordance with EN 60947-5-2




1	BN	(brown)
2	WH	(white)
3	BU	(blue)
4	BK	(black)

Mounting



Sensor face is flush with mounting surface.

Accessories

	V1-G-2M-PUR	Female cordset, M12, 4-pin, PUR cable
	V1-W-2M-PUR	Female cordset, M12, 4-pin, PUR cable
	AB-18	Mounting aid

Release date: 2020-03-23 Date of issue: 2020-03-30 Filename: 9111271_eng.pdf