

inspired LED

12V Flexible LED Strip Lights

Ultra Bright White 

Inspired LED's **12 Volt Ultra Bright Flexible Strip Lights** are a simple, cost-effective solution for everything from task lighting to accent lighting. Available in custom lengths or 12 meter reels, these unique strips can easily be cut and terminated with solderless end connectors for quick DIY installation. Energy efficient, long lasting, and dimmable with compatible systems, Inspired LED flex strips are the perfect option for any lighting application!



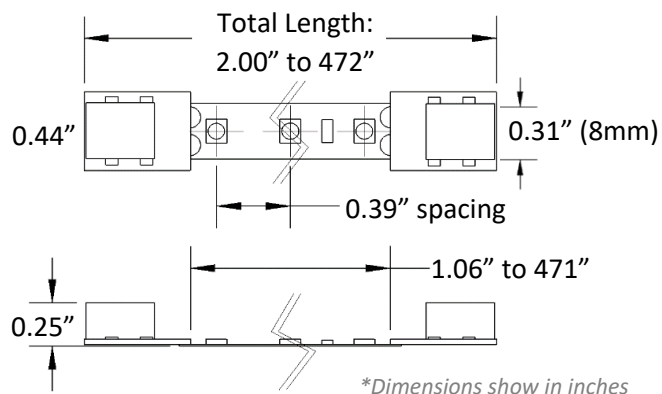
Warm White Pure White Cool White

Specifications:	Voltage	LED Density	Wattage	Luminosity	Color Temp	CRI
Warm White	12V	30 LEDs/ft., 99 LEDs/m	~2.75W/ft.	220 lm/ft.	3000K	92
Pure White	12V	30 LEDs/ft., 99 LEDs/m	~2.75W/ft.	235 lm/ft.	4200K	93
Cool White	12V	30 LEDs/ft., 99 LEDs/m	~2.75W/ft.	240 lm/ft.	6000K	92

Product Features:

- Size 2835 diodes , 0.39" between each LED
- 8mm flex, cut points available every 1.06" (3 LEDs)
- Available in custom pre-cut lengths or full 12m reels
- Class 2 DC plug-in connectors (3.5 x 1.3 mm) or screw terminal end connectors available
- Adhesive backing mounts to almost any flat surface
- Minimal heat production, no IR or UV output
- Dimmable with compatible systems
- Rated to last up to 100,000 hours
- CSA C22.2 No. 250.0-08/ANSI/ UL Standard 1598, 8750
- **To be installed in accordance with NEC, using Class 2 12V power supply only!**

Product Dimensions:



Power Requirements:

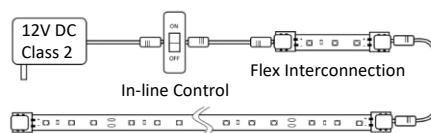
Power Source	Max Length
1 Amp (12 W)	48.5" (10.8W)
2 Amp (24 W)	97.5" (21.6W)
40W Transformer	162" (36W)
3.8 Amp (45.6 W)	184.5" (41W)
5 Amp (60 W)	243" (54W)
60W Transformer	243" (54W)
100W Transformer	405.5" (90W)
150W Transformer	608" (135W)

*70% brightness at 152.5". Longer strips should be powered from center to avoid further voltage drop.

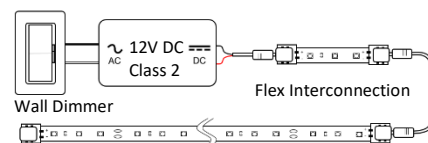
Installation Instructions:

1. Clean desired mounting surface(s) and test all products prior to installation.
2. Temporarily mount LED flex strips using scotch or painters tape.
3. Connect LED strips with compatible interconnect cables or 16-22 AWG wire.
4. Run cable from LED system to control device and 12V Class 2 power source (see diagrams below for more detail).
5. Test lighting system. When satisfied with placement, peel adhesive backing from components and press firmly to adhere to surface.

Plug-in System



Hardwire System



inspiredled.com



orders@inspiredled.com



(480) 941-4286