


Aluminum Capacitors +125 °C, Non-Polar, Miniature



FEATURES

- Extended temperature range
- Exceptional capacitance stability
- Low DF
- Low DC leakage current
- Tantalum foil replacement
- Axial lead
- Material categorization: for definitions of compliance please see www.vishay.com/doc?99912

QUICK REFERENCE DATA	
DESCRIPTION	VALUE
Nominal case size Ø D x L in inches [mm]	0.296 x 1.000 [7.518 x 25.40] to 0.390 x 2.812 [9.906 x 71.425]
Operating temperature	-55 °C to +125 °C
Rated capacitance range, C _R	0.68 µF to 680 µF
Tolerance on C _R	-10 %, +50 %; -10 %, +75 %
Rated voltage range, U _R	7 WV _{DC} to 250 WV _{DC}
Termination	Axial leads
Life validation test 2000 h at +125 °C	ΔCAP < 15 % from initial measurement ΔESR < 1.3 x initial specified limit ΔDCL < initial specified limit
Shelf life 500 h at +125 °C	ΔCAP < 10 % from initial measurement ΔESR < 1.2 x initial specified limit ΔDCL < 2.0 x initial specified limit

RIPPLE CURRENT MULTIPLIERS				
TEMPERATURE				
AMBIENT TEMPERATURE			MULTIPLIERS	
+100 °C			1.5	
+85 °C			2.0	
+65 °C			2.5	
FREQUENCY (Hz)				
WV _{DC}	50 TO 60	100 TO 120	300 TO 400	> 100K
6 to 60	0.85	1.0	1.10	1.15
61 to 250	0.83	1.0	1.15	1.20

LOW TEMPERATURE PERFORMANCE			
CAPACITANCE: The maximum allowable capacitance change with temperature from +25 °C shall be in accordance with the following:			
RATED VOLTAGE AT +125 °C	PERCENT CAPACITANCE CHANGE AT		
	-55 °C	+85 °C	+125 °C
5 to 15	-30	+15	+20
20 and up	-25	+15	+20

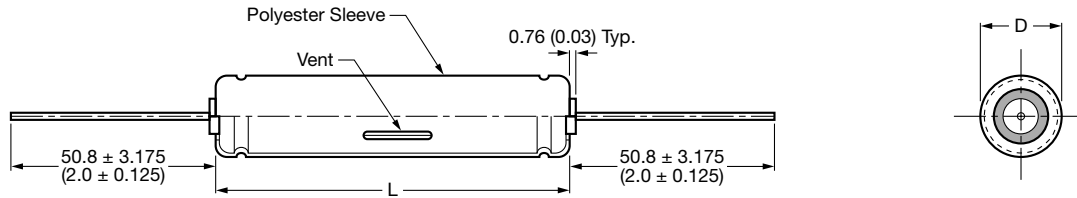
DIMENSIONS in inches [millimeters]			
CASE CODE	WITH OUTER INSULATION		
	DIAMETER	LENGTH ⁽¹⁾ (max.)	TYPICAL WEIGHT (g)
KD	0.297 ± 0.031 [7.54 ± 0.79]	1.000 [25.40]	1.90
DE	0.390 ± 0.031 [9.92 ± 0.79]	1.187 [30.16]	3.90
DU	0.390 ± 0.031 [9.92 ± 0.79]	1.500 [38.10]	4.90
DL	0.390 ± 0.031 [9.92 ± 0.79]	2.187 [55.56]	7.00
DR	0.390 ± 0.031 [9.92 ± 0.79]	2.812 [71.42]	8.60

Note

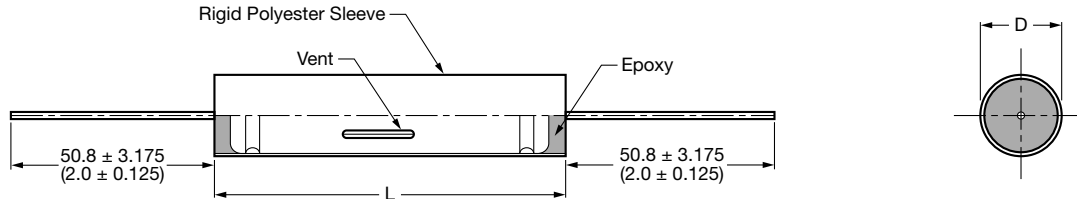
⁽¹⁾ Style 2. For style 5, increase the maximum length by 0.125" [3.18 mm].

DIMENSIONS AND AVAILABLE FORMS

Style 2



Style 5



Lead diameter
No. 20 AWG (0.032" [0.813 mm] Dia.)

PART NUMBER INFORMATION

610D

TYPE

Identifies the series name.

476

CAPACITANCE

Expressed in pF. The first two digits are significant figures. The third is the number of zeros.

F

CAPACITANCE TOLERANCE

F = -10 % / +50 %
G = -10 % / +75 %

007

DC VOLTAGE RATING

Expressed in volts. Zeros are used to precede the voltage rating (i.e. 007 = 7 V).

KD

CASE CODE

See table Dimensions

2

CASE STYLE

2 = polyester sleeve (std.)
5 = polyester sleeve with resin end seal (required for exposure to halogenated cleaning solvents)

Note

- For lead (Pb)-free / RoHS compliant products add suffix "E3" to part number.
Example: 610D105F200KD2E3

Statements about product lifetime are based on calculations and internal testing. They should only be interpreted as estimations. Also due to external factors, the lifetime in the field application may deviate from the calculated lifetime. In general, nothing stated herein shall be construed as a guarantee of durability.



Disclaimer

ALL PRODUCT, PRODUCT SPECIFICATIONS AND DATA ARE SUBJECT TO CHANGE WITHOUT NOTICE TO IMPROVE RELIABILITY, FUNCTION OR DESIGN OR OTHERWISE.

Vishay Intertechnology, Inc., its affiliates, agents, and employees, and all persons acting on its or their behalf (collectively, "Vishay"), disclaim any and all liability for any errors, inaccuracies or incompleteness contained in any datasheet or in any other disclosure relating to any product.

Vishay makes no warranty, representation or guarantee regarding the suitability of the products for any particular purpose or the continuing production of any product. To the maximum extent permitted by applicable law, Vishay disclaims (i) any and all liability arising out of the application or use of any product, (ii) any and all liability, including without limitation special, consequential or incidental damages, and (iii) any and all implied warranties, including warranties of fitness for particular purpose, non-infringement and merchantability.

Statements regarding the suitability of products for certain types of applications are based on Vishay's knowledge of typical requirements that are often placed on Vishay products in generic applications. Such statements are not binding statements about the suitability of products for a particular application. It is the customer's responsibility to validate that a particular product with the properties described in the product specification is suitable for use in a particular application. Parameters provided in datasheets and / or specifications may vary in different applications and performance may vary over time. All operating parameters, including typical parameters, must be validated for each customer application by the customer's technical experts. Product specifications do not expand or otherwise modify Vishay's terms and conditions of purchase, including but not limited to the warranty expressed therein.

Hyperlinks included in this datasheet may direct users to third-party websites. These links are provided as a convenience and for informational purposes only. Inclusion of these hyperlinks does not constitute an endorsement or an approval by Vishay of any of the products, services or opinions of the corporation, organization or individual associated with the third-party website. Vishay disclaims any and all liability and bears no responsibility for the accuracy, legality or content of the third-party website or for that of subsequent links.

Except as expressly indicated in writing, Vishay products are not designed for use in medical, life-saving, or life-sustaining applications or for any other application in which the failure of the Vishay product could result in personal injury or death. Customers using or selling Vishay products not expressly indicated for use in such applications do so at their own risk. Please contact authorized Vishay personnel to obtain written terms and conditions regarding products designed for such applications.

No license, express or implied, by estoppel or otherwise, to any intellectual property rights is granted by this document or by any conduct of Vishay. Product names and markings noted herein may be trademarks of their respective owners.