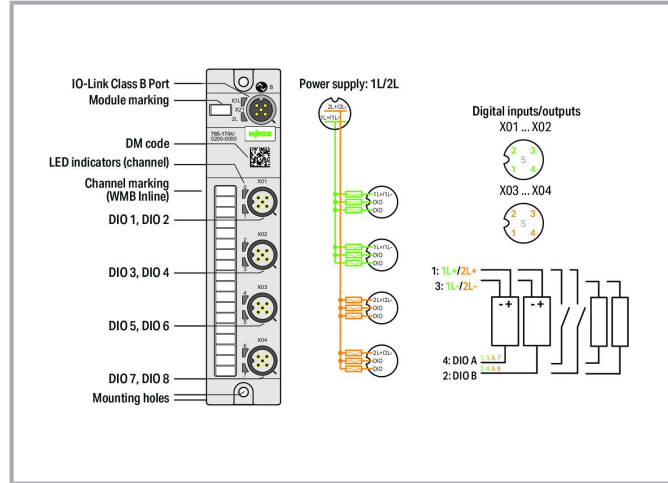


**Data sheet | Item number: 765-1704/200-000**

8-channel digital input/output; IO Link Class B Hub; DC 24 V / 2.0 A; 4xM12 connection; HubLine

[www.wago.com/765-1704/200-000](http://www.wago.com/765-1704/200-000)



**Data**

**Technical data**

**IO-Link**

Communication	IO-Link slave (class B)
Connection technology: communication/fieldbus	1 x A-coded M12; 5-pole

**Device functions**

Parameter	Input filter Output current Temperature
Diagnostics	Undervoltage; overcurrent; overload; overtemperature

**Digital inputs/outputs**

Number of digital inputs	8
--------------------------	---

Subject to changes. Please also observe the further product documentation!

WAGO GmbH & Co. KG  
 Hansastr. 27  
 32423 Minden  
 Phone: +49571 887-0 | Fax: +49571 887-169  
 Email: [info.de@wago.com](mailto:info.de@wago.com) | Web: [www.wago.com](http://www.wago.com)

Do you have any questions about our products?  
 We are always happy to take your call at +49 (571) 887-44222.



Number of digital outputs	8
Connection technology: inputs/outputs	4 x A-coded M12; 5-pole
Signal type (voltage)	24 VDC
Input characteristic	high-side switching
Input filter	0.2 ... 20 ms
Input characteristic	Type 3, per IEC 61131-2
Output current (per channel)	2 A

## Supply

Connection technology: supply	1 x A-coded M12; 5-pole; via IO-Link port (1L/2L)
Supply voltage	24 VDC (18 ... 31.2 V); 1L/2L
Current consumption (max.)	4000 mA
Current consumption (note)	1L: 0.2 A; 2L: 0.1 A; + load current
Reverse voltage protection	Yes

## Physical data

Width	35 mm / 1.378 inches
Height	30 mm / 1.181 inches
Depth	158.5 mm / 6.24 inches

## Mechanical Data

Weight	110 g
Conformity marking	CE

## Environmental requirements

Ambient temperature (operation)	-25 ... +70 °C
Ambient temperature (storage)	-40 ... +80 °C
Protection type	IP67
Protection class	III per EN 61140, IEC 61140, VDE 0140-1
Operating altitude	0 ... 2000 m / 0 ... 6562 ft
Pollution degree	3 (EN 60664-1)
Overvoltage category	II (EN 60664-1)
Vibration resistance	5g per IEC 60068-2-6
Shock resistance	Short-term: 50g/11 ms/half-sine per IEC 60068-2-27; Long-term: 30g/6 ms/half-sine per IEC 60068-2-29
EMC immunity to interference	per EN 61000-6-2
EMC emission of interference	per EN 61000-6-4

Subject to changes. Please also observe the further product documentation!

WAGO GmbH & Co. KG  
 Hansastr. 27  
 32423 Minden  
 Phone: +49571 887-0 | Fax: +49571 887-169  
 Email: [info.de@wago.com](mailto:info.de@wago.com) | Web: [www.wago.com](http://www.wago.com)

Do you have any questions about our products?  
 We are always happy to take your call at +49 (571) 887-44222.

## Commercial data


ETIM 8.0	EC001599
ETIM 7.0	EC001599
PU (SPU)	1 pcs
Packaging type	Box
Country of origin	DE
GTIN	4055143949866
Customs tariff number	85371098990

## Environmental Product Compliance

RoHS Compliance Status	Compliant, No Exemption
------------------------	-------------------------



## Approvals / Certificates

### Declarations of conformity and manufacturer's declarations

Logo	Approval	Additional Approval Text	Certificate name
	EU-Declaration of Conformity WAGO GmbH & Co. KG	-	-

## Required accessories


### Cover

Cover		
	<b>Item no.: 756-8102</b> M12 protective cap; for unused sockets	<a href="http://www.wago.com/756-8102">www.wago.com/756-8102</a>
	<b>Item no.: 756-8103</b> M12 protective cap; for unused plugs	<a href="http://www.wago.com/756-8103">www.wago.com/756-8103</a>

### Tool

Assembly tool		
	<b>Item no.: 206-701</b> Torque wrench M8 and M12; Assembly kit	<a href="http://www.wago.com/206-701">www.wago.com/206-701</a>

### Marking accessories

Marking strip		
	<b>Item no.: 2009-110</b> Marking strips; for Smart Printer; on reel; not stretchable; plain; snap-on type; white	<a href="http://www.wago.com/2009-110">www.wago.com/2009-110</a>

Subject to changes. Please also observe the further product documentation!

Marker



**Item no.: 2009-115**

WMB-Inline; for Smart Printer; 1500 pieces on roll; stretchable 5 - 5.2 mm; plain; snap-on type; white

[www.wago.com/2009-115](http://www.wago.com/2009-115)

**Optional accessories**

**Cables and pluggable connectors**

Sensor/actuator cable



**Item no.: 756-5402/040-010**

Sensor/Actuator cable; M12A socket; straight; M12A plug; angled; 4-pole; Length: 1 m

[www.wago.com/756-5402/040-010](http://www.wago.com/756-5402/040-010)



**Item no.: 756-5402/040-020**

Sensor/Actuator cable; M12A socket; straight; M12A plug; angled; 4-pole; Length: 2 m

[www.wago.com/756-5402/040-020](http://www.wago.com/756-5402/040-020)



**Item no.: 756-5402/050-010**

Sensor/Actuator cable; M12A socket; straight; M12A plug; angled; 5-pole; Length: 1 m

[www.wago.com/756-5402/050-010](http://www.wago.com/756-5402/050-010)



**Item no.: 756-5301/050-015**

Sensor/Actuator cable; M12A socket; straight; 5-pole; Length: 1.5 m

[www.wago.com/756-5301/050-015](http://www.wago.com/756-5301/050-015)



**Item no.: 756-5311/040-050**

Sensor/Actuator cable; M12A plug; straight; 4-pole; Length: 5 m

[www.wago.com/756-5311/040-050](http://www.wago.com/756-5311/040-050)



**Item no.: 756-5311/040-015**

Sensor/Actuator cable; M12A plug; straight; 4-pole; Length: 1.5 m

[www.wago.com/756-5311/040-015](http://www.wago.com/756-5311/040-015)



**Item no.: 756-5311/040-100**

Sensor/Actuator cable; M12A plug; straight; 4-pole; Length: 10 m

[www.wago.com/756-5311/040-100](http://www.wago.com/756-5311/040-100)



**Item no.: 756-5302/050-050**

Sensor/Actuator cable; M12A socket; angled; 5-pole; Length: 5 m

[www.wago.com/756-5302/050-050](http://www.wago.com/756-5302/050-050)



**Item no.: 756-5302/050-100**

Sensor/Actuator cable; M12A socket; angled; 5-pole; Length: 10 m

[www.wago.com/756-5302/050-100](http://www.wago.com/756-5302/050-100)



**Item no.: 756-5404/050-020**

Sensor/Actuator cable; M12A socket; angled; M12A plug; angled; 5-pole; Length: 2 m

[www.wago.com/756-5404/050-020](http://www.wago.com/756-5404/050-020)

Subject to changes. Please also observe the further product documentation!

WAGO GmbH & Co. KG

Hansastr. 27














32423 Minden

Phone: +49571 887-0 | Fax: +49571 887-169












Email: [info.de@wago.com](mailto:info.de@wago.com) | Web: [www.wago.com](http://www.wago.com)

Do you have any questions about our products?

We are always happy to take your call at +49 (571) 887-44222.

	<b>Item no.: 756-5404/040-020</b> Sensor/Actuator cable; M12A socket; angled; M12A plug; angled; 4-pole; Length: 2 m	<a href="http://www.wago.com/756-5404/040-020">www.wago.com/756-5404/040-020</a>
	<b>Item no.: 756-5404/050-010</b> Sensor/Actuator cable; M12A socket; angled; M12A plug; angled; 5-pole; Length: 1 m	<a href="http://www.wago.com/756-5404/050-010">www.wago.com/756-5404/050-010</a>
	<b>Item no.: 756-5510/040-010</b> Sensor/Actuator cable; M8 socket; angled; M12A plug; angled; 4-pole; Length: 1 m	<a href="http://www.wago.com/756-5510/040-010">www.wago.com/756-5510/040-010</a>
	<b>Item no.: 756-5510/040-020</b> Sensor/Actuator cable; M8 socket; angled; M12A plug; angled; 4-pole; Length: 2 m	<a href="http://www.wago.com/756-5510/040-020">www.wago.com/756-5510/040-020</a>
	<b>Item no.: 756-5401/040-020</b> Sensor/Actuator cable; M12A socket; straight; M12A plug; straight; 4-pole; Length: 2 m	<a href="http://www.wago.com/756-5401/040-020">www.wago.com/756-5401/040-020</a>
	<b>Item no.: 756-5401/040-010</b> Sensor/Actuator cable; M12A socket; straight; M12A plug; straight; 4-pole; Length: 1 m	<a href="http://www.wago.com/756-5401/040-010">www.wago.com/756-5401/040-010</a>
	<b>Item no.: 756-5507/040-010</b> Sensor/Actuator cable; M8 socket; straight; M12A plug; straight; 4-pole; Length: 1 m	<a href="http://www.wago.com/756-5507/040-010">www.wago.com/756-5507/040-010</a>
	<b>Item no.: 756-5507/040-020</b> Sensor/Actuator cable; M8 socket; straight; M12A plug; straight; 4-pole; Length: 2 m	<a href="http://www.wago.com/756-5507/040-020">www.wago.com/756-5507/040-020</a>
	<b>Item no.: 756-5404/040-010</b> Sensor/Actuator cable; M12A socket; angled; M12A plug; angled; 4-pole; Length: 1 m	<a href="http://www.wago.com/756-5404/040-010">www.wago.com/756-5404/040-010</a>
	<b>Item no.: 756-5302/050-015</b> Sensor/Actuator cable; M12A socket; angled; 5-pole; Length: 1.5 m	<a href="http://www.wago.com/756-5302/050-015">www.wago.com/756-5302/050-015</a>
	<b>Item no.: 756-5312/040-015</b> Sensor/Actuator cable; M12A plug; angled; 4-pole; Length: 1.5 m	<a href="http://www.wago.com/756-5312/040-015">www.wago.com/756-5312/040-015</a>
	<b>Item no.: 756-5312/040-050</b> Sensor/Actuator cable; M12A plug; angled; 4-pole; Length: 5 m	<a href="http://www.wago.com/756-5312/040-050">www.wago.com/756-5312/040-050</a>
	<b>Item no.: 756-5509/040-010</b> Sensor/Actuator cable; M8 socket; angled; M12A plug; straight; 4-pole; Length: 1 m	<a href="http://www.wago.com/756-5509/040-010">www.wago.com/756-5509/040-010</a>

Subject to changes. Please also observe the further product documentation!

	<b>Item no.: 756-5509/040-020</b> Sensor/Actuator cable; M8 socket; angled; M12A plug; straight; 4-pole; Length: 2 m	<a href="http://www.wago.com/756-5509/040-020">www.wago.com/756-5509/040-020</a>
	<b>Item no.: 756-5402/050-020</b> Sensor/Actuator cable; M12A socket; straight; M12A plug; angled; 5-pole; Length: 2 m	<a href="http://www.wago.com/756-5402/050-020">www.wago.com/756-5402/050-020</a>
	<b>Item no.: 756-5403/040-010</b> Sensor/Actuator cable; M12A socket; angled; M12A plug; straight; 4-pole; Length: 1 m	<a href="http://www.wago.com/756-5403/040-010">www.wago.com/756-5403/040-010</a>
	<b>Item no.: 756-5312/040-100</b> Sensor/Actuator cable; M12A plug; angled; 4-pole; Length: 10 m	<a href="http://www.wago.com/756-5312/040-100">www.wago.com/756-5312/040-100</a>
	<b>Item no.: 756-5403/040-020</b> Sensor/Actuator cable; M12A socket; angled; M12A plug; straight; 4-pole; Length: 2 m	<a href="http://www.wago.com/756-5403/040-020">www.wago.com/756-5403/040-020</a>
	<b>Item no.: 756-5403/050-020</b> Sensor/Actuator cable; M12A socket; angled; M12A plug; straight; 5-pole; Length: 2 m	<a href="http://www.wago.com/756-5403/050-020">www.wago.com/756-5403/050-020</a>
	<b>Item no.: 756-5403/050-010</b> Sensor/Actuator cable; M12A socket; angled; M12A plug; straight; 5-pole; Length: 1 m	<a href="http://www.wago.com/756-5403/050-010">www.wago.com/756-5403/050-010</a>
	<b>Item no.: 756-5508/040-010</b> Sensor/Actuator cable; M8 socket; straight; M12A plug; angled; 4-pole; Length: 1 m	<a href="http://www.wago.com/756-5508/040-010">www.wago.com/756-5508/040-010</a>
	<b>Item no.: 756-5508/040-020</b> Sensor/Actuator cable; M8 socket; straight; M12A plug; angled; 4-pole; Length: 2 m	<a href="http://www.wago.com/756-5508/040-020">www.wago.com/756-5508/040-020</a>
	<b>Item no.: 756-5301/050-100</b> Sensor/Actuator cable; M12A socket; straight; 5-pole; Length: 10 m	<a href="http://www.wago.com/756-5301/050-100">www.wago.com/756-5301/050-100</a>
	<b>Item no.: 756-5301/050-050</b> Sensor/Actuator cable; M12A socket; straight; 5-pole; Length: 5 m	<a href="http://www.wago.com/756-5301/050-050">www.wago.com/756-5301/050-050</a>
	<b>Item no.: 756-5401/050-010</b> Sensor/Actuator cable; M12A socket; straight; M12A plug; straight; 5-pole; Length: 1 m	<a href="http://www.wago.com/756-5401/050-010">www.wago.com/756-5401/050-010</a>
	<b>Item no.: 756-5401/050-020</b> Sensor/Actuator cable; M12A socket; straight; M12A plug; straight; 5-pole; Length: 2 m	<a href="http://www.wago.com/756-5401/050-020">www.wago.com/756-5401/050-020</a>

Configurable connectors

Subject to changes. Please also observe the further product documentation!



Item no.: 756-9202/050-000  
Fitted pluggable connector; 5-pole; M12 plug, straight, A-coded; Spring

[www.wago.com/756-9202/050-000](http://www.wago.com/756-9202/050-000)



Item no.: 756-9205/050-000  
Fitted pluggable connector; 5-pole; M12 plug, right angle; Spring

[www.wago.com/756-9205/050-000](http://www.wago.com/756-9205/050-000)



Item no.: 756-9212/050-000  
Fitted pluggable connector; 5-pole; M12 socket, straight; Spring

[www.wago.com/756-9212/050-000](http://www.wago.com/756-9212/050-000)



Item no.: 756-9215/050-000  
Fitted pluggable connector; 5-pole; M12 socket, right angle; Spring

[www.wago.com/756-9215/050-000](http://www.wago.com/756-9215/050-000)

#### Distribution connector



Item no.: 756-5513/040-010  
Sensor/Actuator cable; 2xM8 socket; straight; M12A plug; straight; 4-pole; Length: 1 m

[www.wago.com/756-5513/040-010](http://www.wago.com/756-5513/040-010)



Item no.: 756-5513/040-020  
Sensor/Actuator cable; 2xM8 socket; straight; M12A plug; straight; 4-pole; Length: 2 m

[www.wago.com/756-5513/040-020](http://www.wago.com/756-5513/040-020)



Item no.: 756-5514/040-010  
Sensor/Actuator cable; 2xM8 socket; angled; M12A plug; straight; 4-pole; Length: 1 m

[www.wago.com/756-5514/040-010](http://www.wago.com/756-5514/040-010)



Item no.: 756-5514/040-020  
Sensor/Actuator cable; 2xM8 socket; angled; M12A plug; straight; 4-pole; Length: 2 m

[www.wago.com/756-5514/040-020](http://www.wago.com/756-5514/040-020)



Item no.: 756-9301/050-000  
Accessories; 5-pole

[www.wago.com/756-9301/050-000](http://www.wago.com/756-9301/050-000)



Item no.: 756-9301/040-000  
Accessories; 4-pole

[www.wago.com/756-9301/040-000](http://www.wago.com/756-9301/040-000)

## Downloads Documentation

### Manual

Product Manual 8-Channel Digital Input/Output; IO-Link Class B Hub

V 2.0.0

pdf

Download

Subject to changes. Please also observe the further product documentation!

WAGO GmbH & Co. KG

Hansastr. 27

32423 Minden

Phone: +49571 887-0 | Fax: +49571 887-169

Email: [info.de@wago.com](mailto:info.de@wago.com) | Web: [www.wago.com](http://www.wago.com)

Do you have any questions about our products?

We are always happy to take your call at +49 (571) 887-44222.



DC 24 V / 2.0 A; 4xM12 Connection; HubLine

2022 Jul 19

3.7 MB

**Instruction Leaflet**

I/O System Field package insert

2021 Dec 15

pdf  
1.1 MB

Download

**System Description**

WAGO I/O System Field; General Product Information

pdf  
1.0 MB

Download

**Engineering-Software****WAGO IO-Link Configurator**

WAGO IO-Link Configurator

V5.1.1-6618

ZIP

Download

WAGO IO-Link Configurator allows configuration, parameterization, operation and monitoring of WAGO IO-Link Masters in the WAGO I/O System 750 and WAGO I/O System Field, and especially of the WAGO IO-Link devices connected to them.

2022 Feb 16

91.8 MB

Additionally, WAGO IO-Link Configurator can be used for complete configuration and operation of all IO-Link devices of third-party manufacturers, as long as they comply with the IO-Link specification. A product's process data can be visualized graphically and stored in trend curves. Up to eight elements can be selected for visualization, and the data can be recorded for up to 24 hours.

Device description files for the IO-Link Masters (IOLM) or IO-Link Devices (IODD) can be used to integrate new devices into the tool at any time. Convenient access to the IO-Link user organization's IODDfinder is available for the IODDs. This allows automated, selective download of IODDs when integrating new IO-Link devices. An integrated IODD viewer allows detailed insight into the IODD device description.

WAGO IO-Link Configurator can be used either as a standalone program or integrated into engineering systems with a TCI interface and WAGO-I/O-CHECK.

IO-Link Configurator can also be used to integrate the IO-Link Master (750-657) of the WAGO I/O System 750 Series and to access all the configurator's functions. This is made possible by the WAGO I/O System 750 IO-Link Adapter, which can be retrofitted. The WAGO I/O System 750 IO-Link Adapter requires the current version of WAGO IO-Link Configurator and a current version of WAGO-I/O-CHECK.

In addition, the download file contains the device descriptions for the respective fieldbus systems of the WAGO I/O System Field modules. These are pre-installed in the Configurator setup.

The WAGO IO-Link Configurator license is assigned to the specific PC on which it is installed (a workstation license).

Register now and test our engineering software for 30 days at no cost.

**Runtime Software****Firmware**

0765-17xx, IO-Field

V 02

zip

Download

WAGO\_FW0765\_17xx\_V01000010\_IX02

2023 Feb 2

341.9 kB

Subject to changes. Please also observe the further product documentation!

WAGO GmbH &amp; Co. KG

Hansastr. 27

32423 Minden

Phone: +49571 887-0 | Fax: +49571 887-169

Email: [info.de@wago.com](mailto:info.de@wago.com) | Web: [www.wago.com](http://www.wago.com)

Do you have any questions about our products?

We are always happy to take your call at +49 (571) 887-44222.





## CAD/CAE-Data

### CAD data

2D/3D Models 765-1704/200-000	<a href="#">URL</a>	<a href="#">Download</a>
-------------------------------	---------------------	--------------------------

---

### CAE data

ZUKEN Portal 765-1704/200-000	<a href="#">URL</a>	<a href="#">Download</a>
-------------------------------	---------------------	--------------------------

---

EPLAN Data Portal 765-1704/200-000	<a href="#">URL</a>	<a href="#">Download</a>
------------------------------------	---------------------	--------------------------

---

## Environmental Product Compliance

### Compliance Search

Environmental Product Compliance 765-1704/200-000	<a href="#">URL</a>	<a href="#">Download</a>
---	---------------------	--------------------------

8-channel digital input/output; IO Link Class B Hub; DC 24 V / 2.0 A; 4xM12 connection; HubLine

---

## Installation Notes

### Product family

**WAGO I/O System Field**  
[Show all products from the family](#)

Subject to changes. Please also observe the further product documentation!