



ANATECH ELECTRONICS INC
RF & Microwave Filters & Products

467 MHz CDMA 450 G-Band RF-Tx Saw Filter

Part Number: AM467S152

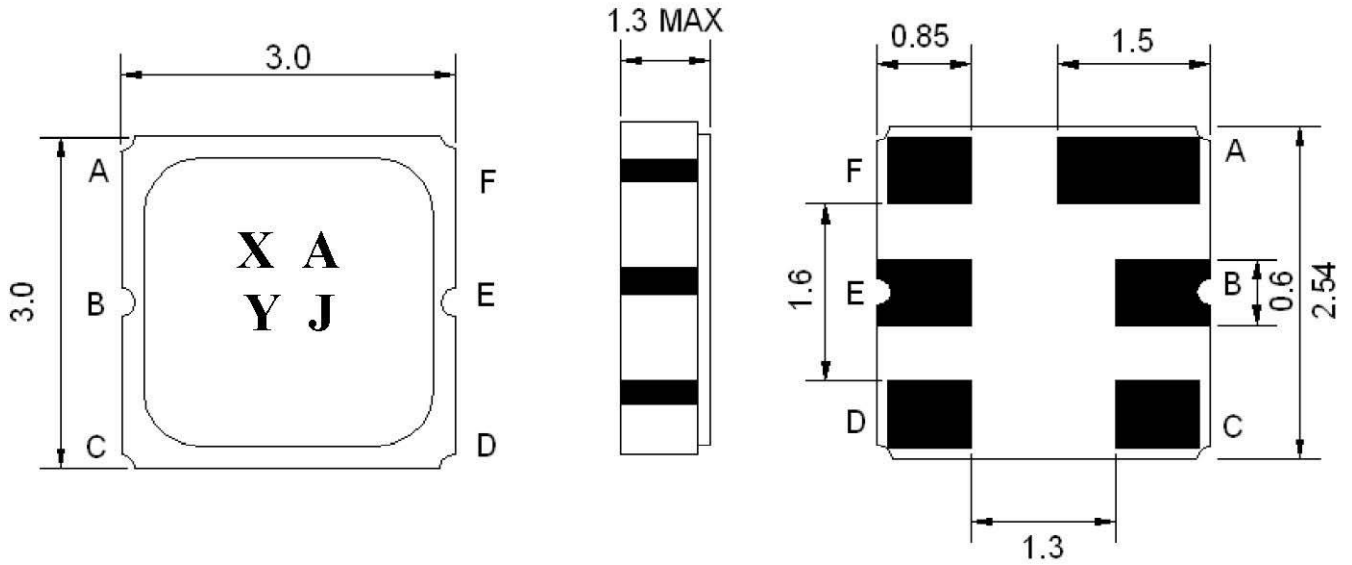


Parameters Description	Unit	Minimum	Typical	Maximum
Center Frequency (Fo)	MHz	-	467.6	-
Insertion Loss in 465.2 ~ 470.0 MHz	dB	-	2.8	3.5
VSWR in 465.2 ~ 470.0 MHz	-	-	1.5	2.0
Stop Band Attenuation:				
0.3 ~ 455.2 MHz	dB	40	50	-
455.2 ~ 460.0 MHz	dB	35	48	-
490.0 ~ 700.0 MHz	dB	40	50	-
700.0 ~ 1200.0 MHz	dB	30	43	-
1200.0 ~ 2000.0 MHz	dB	25	37	-

Parameters Description	Unit	Minimum	Typical	Maximum
Operation Temperature Range	°C	-30	-	+80
Storage Temperature Range	°C	-40	-	+85
Maximum DC Voltage	V	-	-	0
Maximum Input Power	dBm	-	-	27
Source Impedance (Single Ended) ₁	Ω	-	50	-
Load Impedance (Single Ended) ₁	Ω	-	50	-
Package Size and Type	3.0 x 3.0 x 1.3 mm		M	

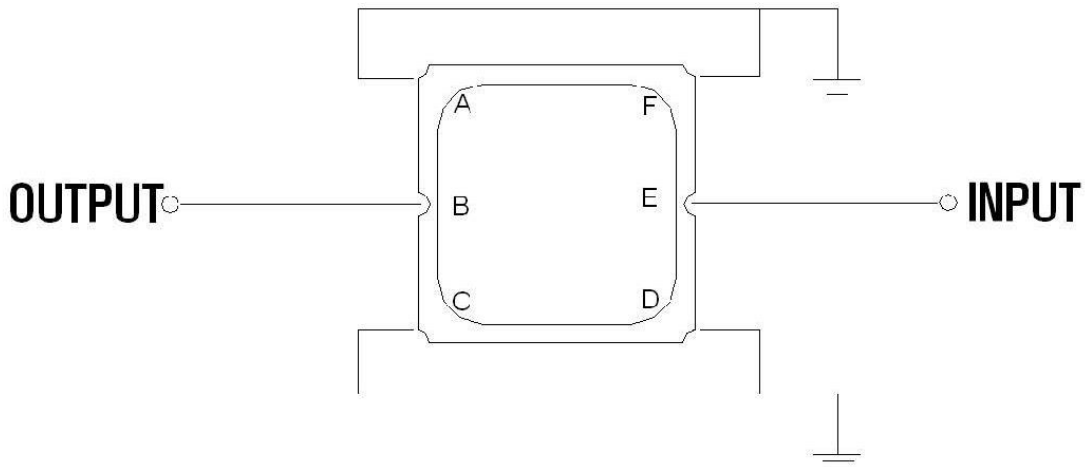


Outline Drawing:



Pin Description	
A, C, D, F	Ground
E	In
B	Out

Testing Environment:



Source & Load Impedance: 50 Ω



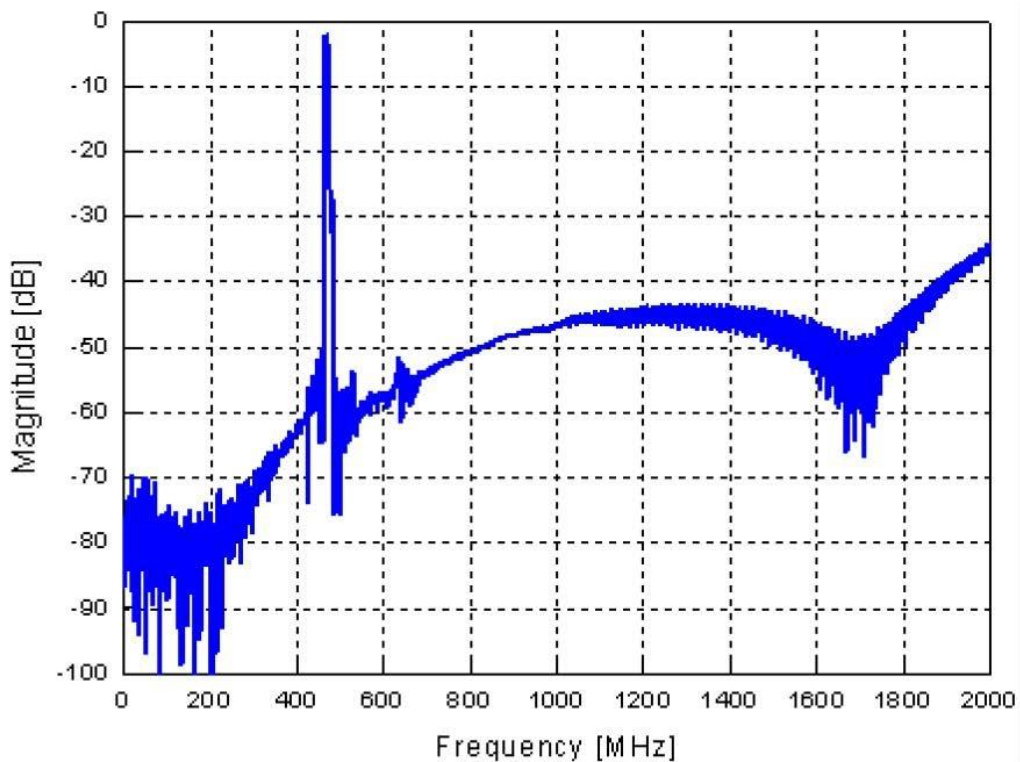
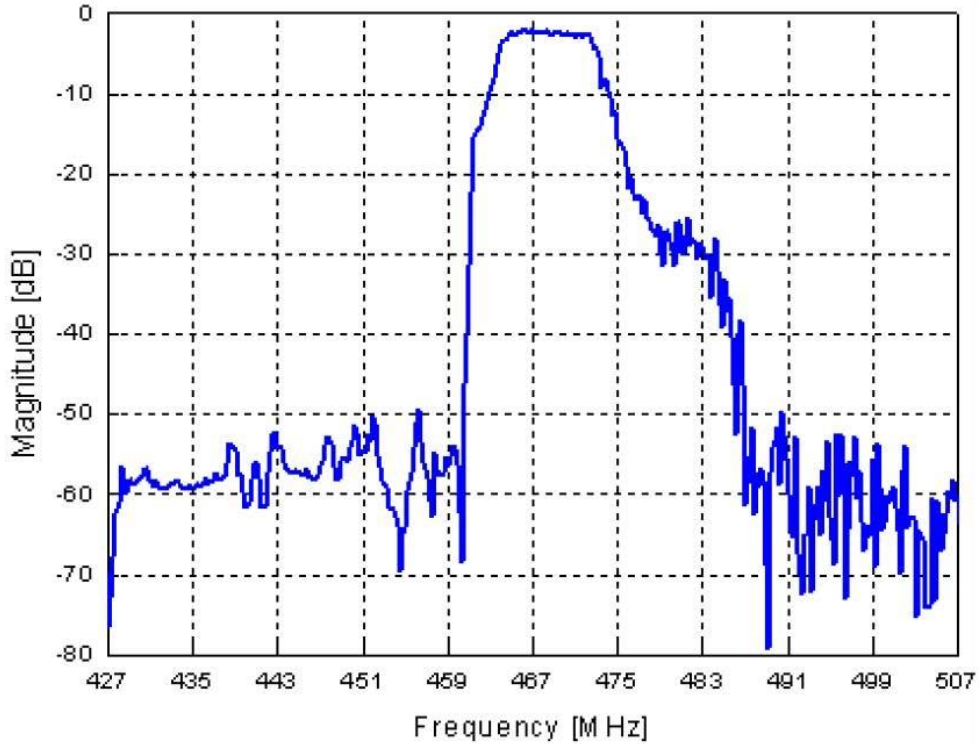
ANATECH ELECTRONICS INC
RF & Microwave Filters & Products

467 MHz CDMA 450 G-Band RF-Tx Saw Filter

Part Number: AM467S152



Response Plot:





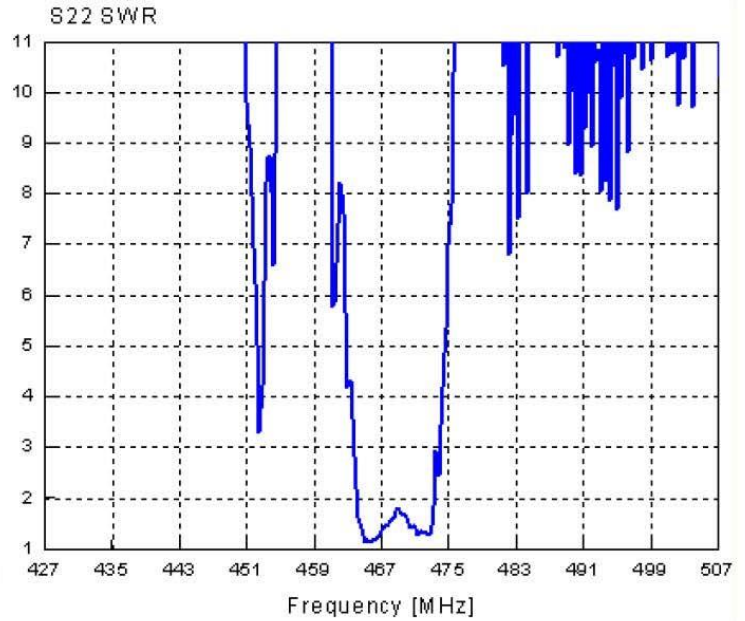
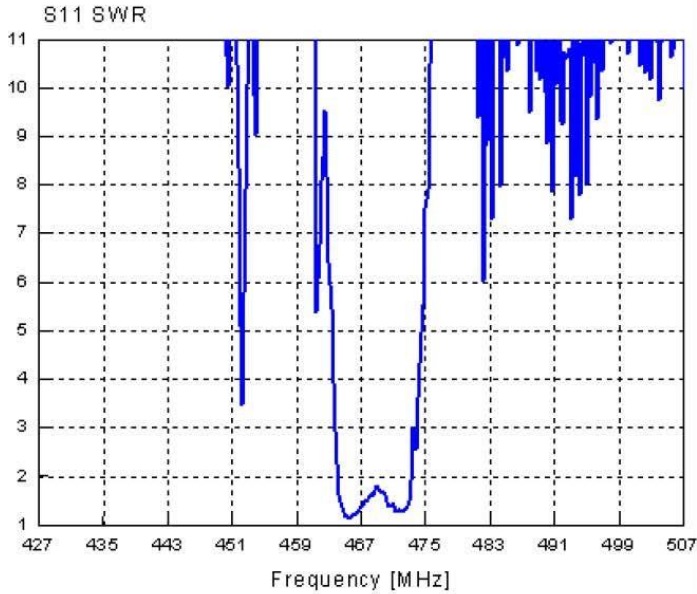
ANATECH ELECTRONICS INC
RF & Microwave Filters & Products

467 MHz CDMA 450 G-Band RF-Tx Saw Filter

Part Number: AM467S152

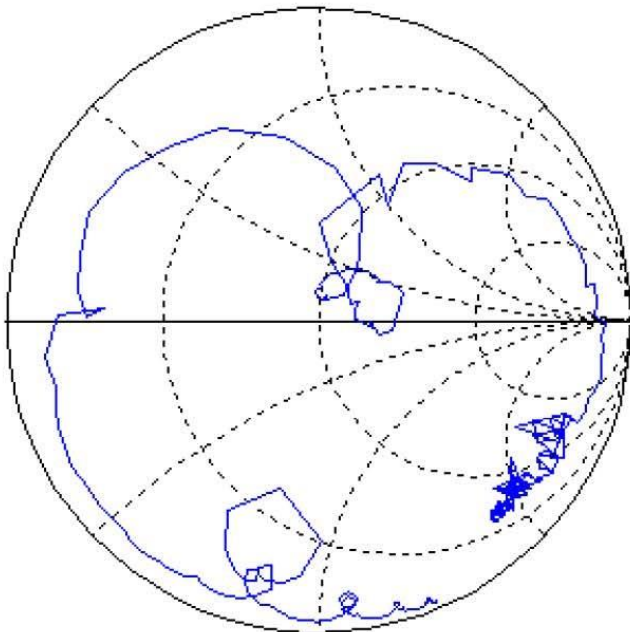


VSWR



Smith Chart

S11



S22

