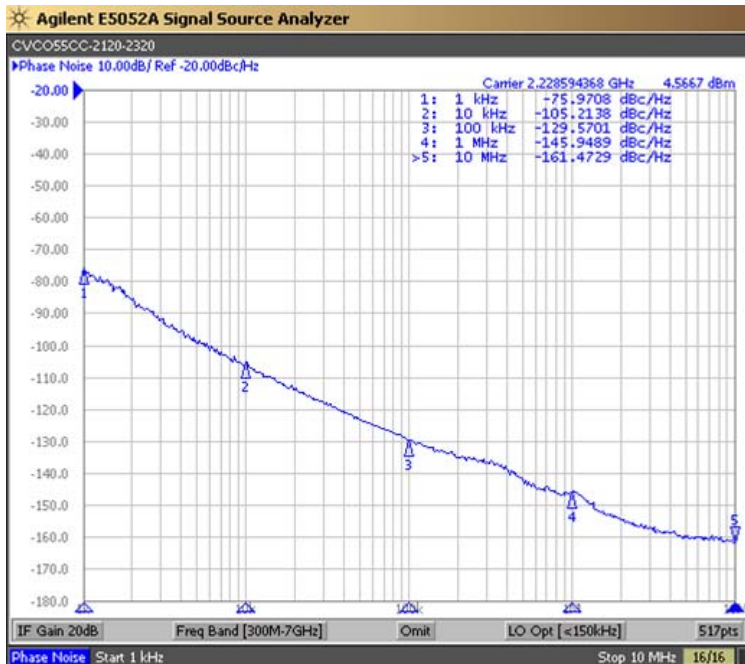


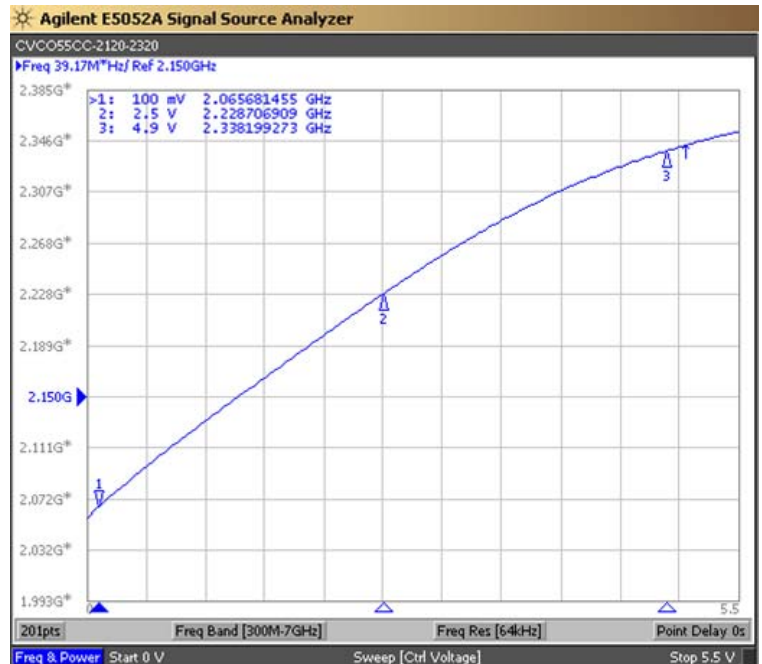


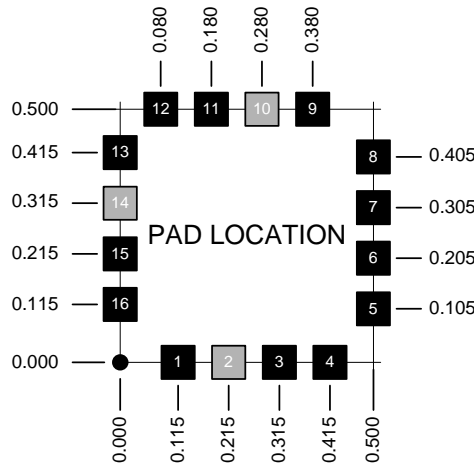
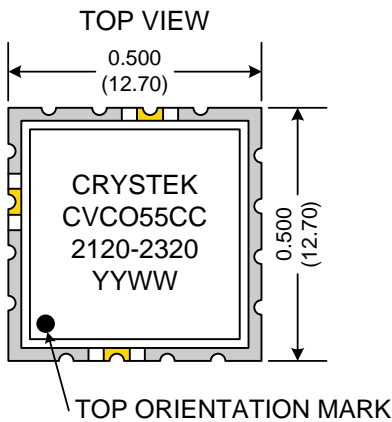
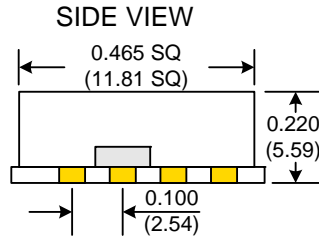
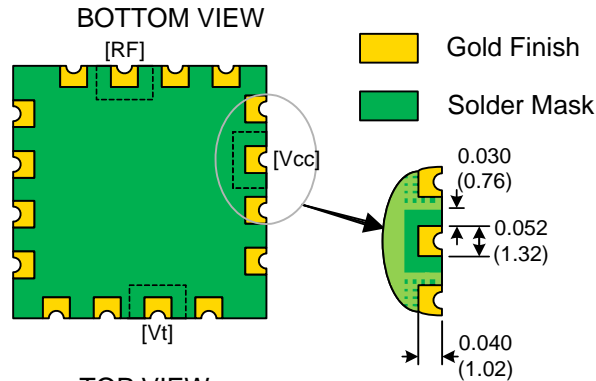
| PERFORMANCE SPECIFICATION | MIN | TYP | MAX | UNITS |
|--|------|------|------|--------------------|
| Lower Frequency: | | | 2120 | MHz |
| Upper Frequency: | 2320 | | | MHz |
| Tuning Voltage: | 0.1 | | 4.9 | VDC |
| Supply Voltage: | 4.75 | 5.0 | 5.25 | VDC |
| Output Power: | 0 | +3.0 | +6.0 | dBm |
| Supply Current: | | 25 | 32 | mA |
| Harmonic Suppression (2 nd Harmonic): | | -15 | -10 | dBc |
| Pushing: | | 1.0 | | MHz/V |
| Pulling, all Phases: | | 2.0 | | MHz pk-pk |
| Tuning Sensitivity: | | 60 | | MHz/V |
| Phase Noise @ 10kHz offset: | | -106 | -103 | dBc/Hz |
| Phase Noise @ 100kHz offset: | | -125 | | dBc/Hz |
| Load Impedance: | | 50 | | Ω |
| Input Capacitance: | | | 39 | pF |
| Operating Temperature Range: | -40 | | +85 | $^{\circ}\text{C}$ |
| Storage Temperature Range: | -45 | | +90 | $^{\circ}\text{C}$ |

Phase Noise (1 Hz BW, Typical)



Tuning Curve (Typical)

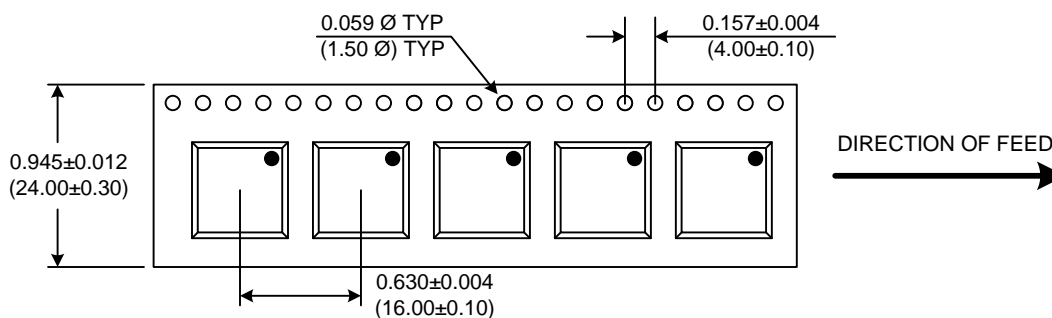




| Pad | Connection |
|--------|------------|
| 2 | Vt |
| 10 | RF-OUTPUT |
| 14 | Vcc |
| Others | GROUND |

- Unless otherwise specified, Dimensions are in: $\frac{IN}{(mm)}$
- Pad Location Dimensions are in: Inches

TAPE AND REEL



Drawing not to scale

Product Control:

| | | | |
|----------------------|--------------------|---------------|-------------|
| Crystek Part Number: | CVCO55CC-2120-2320 | Release Date: | 19-Nov-2013 |
| Revision Level: | B | Responsible: | C. Vales |

Specification is subject to change without notice

Page 2 of 2