

Low Cost High IP3 Mixer for Cellular Applications

Rev. V3


Features

- LO & RF 10 TO 1500 MHz
- IF 1 TO 500 MHz
- LO DRIVE +13 dBm (NOMINAL)
- SURFACE MOUNT
- HIGH INTERCEPT +22 dBm (TYP.)
- +260°C REFLOW COMPATIBLE

Description

The CSM1-13 is a double balanced mixer, designed for use in the high volume wireless applications. The design utilizes Schottky ring quad diodes and broadband baluns to attain excellent performance.

Product Image



Ordering Information

| Part Number | Package |
|-------------|---------------|
| CSM1-13 | Surface Mount |

Electrical Specifications: $Z_0 = 50\Omega$ $L_o = +13$ dBm (Downconverter application only)

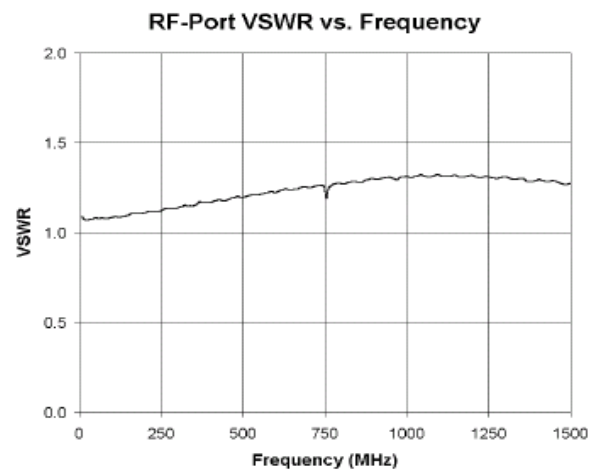
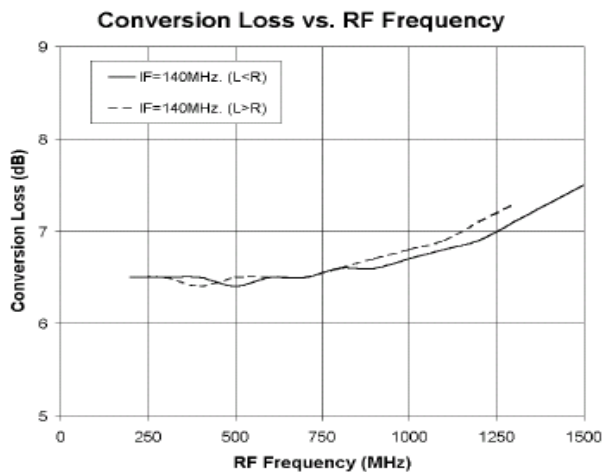
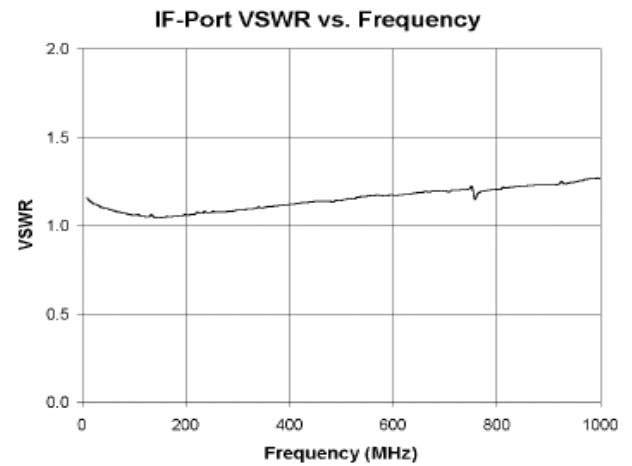
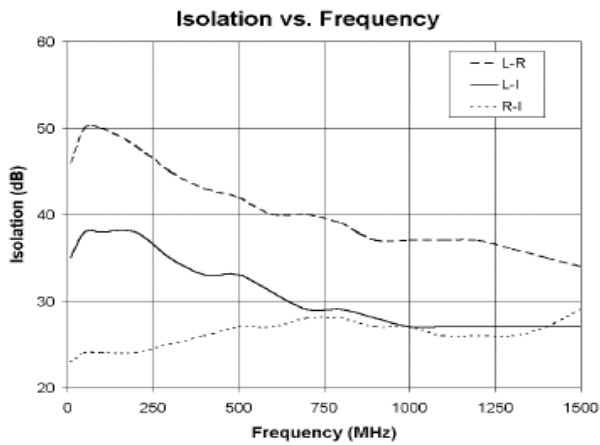
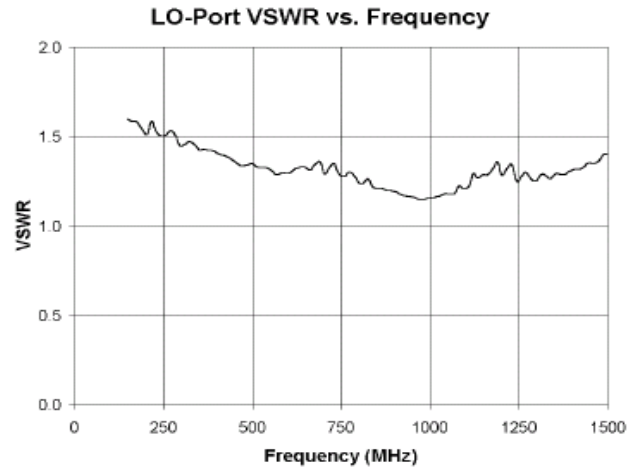
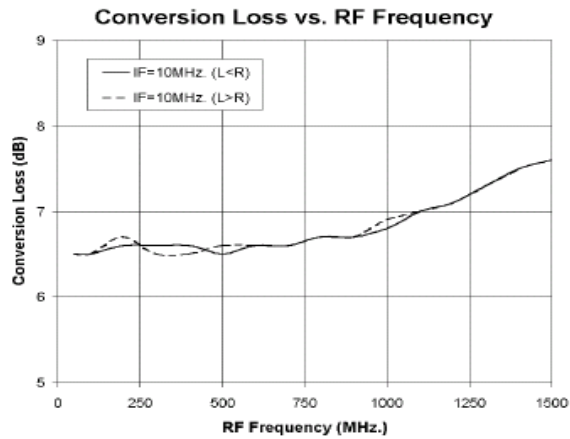
| Parameter | Test Conditions | Units | Typical | Guaranteed | |
|---------------------------|--|-------|--------------------------------|------------|---------------|
| | | | | +25°C | -40° to +85°C |
| SSB Conversion Loss (max) | fR = 10 to 1000 MHz, fL = 10 to 1000 MHz, fI = 1 to 500 MHz fR = 1000 to 1500 MHz, fL = 1000 to 1500 MHz, fI = 1 to 500 MHz | dB | 6.5 | 7.0 | 7.5 |
| | | | 7.5 | 8.0 | 8.5 |
| SSB Noise Figure | | dB | Within 1 dB of conversion loss | | |
| L - R Isolation (min) | fL = 10 to 1500 MHz | dB | 40 | 35 | 33 |
| L - I Isolation (min) | fL = 10 to 1500 MHz | dB | 30 | 25 | 23 |
| R - I Isolation (min) | fR = 10 to 1500 MHz | dB | 27 | | |
| 1 dB Conversion Comp | fL = +13 dBm | dBm | +9 | | |
| Input IP3 | fL = 10 to 1500 MHz, fI = 1 to 500 MHz, fR = 10 to 1500 MHz | dBm | +22 | | |
| R-Port VSWR | fR = 10 to 1500 MHz | | 1.50:1 | | |
| L-Port VSWR | fL = 10 to 1500 MHz | | 2.00:1 | | |
| I-Port VSWR | fI = 10 to 500 MHz | | 1.50:1 | | |

1
1

M/A-COM Technology Solutions Inc. (MACOM) and its affiliates reserve the right to make changes to the product(s) or information contained herein without notice. Visit www.macom.com for additional data sheets and product information.

For further information and support please visit:
<https://www.macom.com/support>

Typical Performance Curves

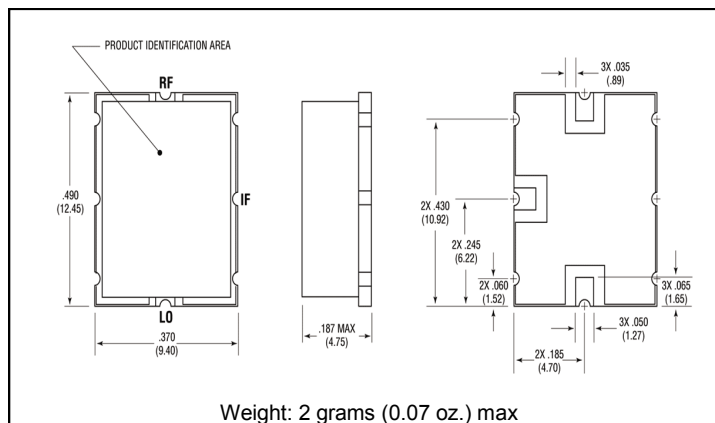


2
4

M/A-COM Technology Solutions Inc. (MACOM) and its affiliates reserve the right to make changes to the product(s) or information contained herein without notice. Visit www.macom.com for additional data sheets and product information.

For further information and support please visit:
<https://www.macom.com/support>

Outline Drawing: Surface Mount *



* Dimensions are inches (millimeters) ± 0.015 (0.38) unless otherwise specified.

Absolute Maximum Ratings

| Parameter | Absolute Maximum |
|-----------------------|--|
| Operating Temperature | -54°C to +85°C |
| Storage Temperature | -65°C to +100°C |
| Peak Input Power | +20 dBm max @ -25°C +17 dBm max @ +85°C |
| Peak Input Current | 50 mA DC |

M/A-COM Technology Solutions Inc. All rights reserved.

Information in this document is provided in connection with M/A-COM Technology Solutions Inc ("MACOM") products. These materials are provided by MACOM as a service to its customers and may be used for informational purposes only. Except as provided in MACOM's Terms and Conditions of Sale for such products or in any separate agreement related to this document, MACOM assumes no liability whatsoever. MACOM assumes no responsibility for errors or omissions in these materials. MACOM may make changes to specifications and product descriptions at any time, without notice. MACOM makes no commitment to update the information and shall have no responsibility whatsoever for conflicts or incompatibilities arising from future changes to its specifications and product descriptions. No license, express or implied, by estoppel or otherwise, to any intellectual property rights is granted by this document.

THESE MATERIALS ARE PROVIDED "AS IS" WITHOUT WARRANTY OF ANY KIND, EITHER EXPRESS OR IMPLIED, RELATING TO SALE AND/OR USE OF MACOM PRODUCTS INCLUDING LIABILITY OR WARRANTIES RELATING TO FITNESS FOR A PARTICULAR PURPOSE, CONSEQUENTIAL OR INCIDENTAL DAMAGES, MERCHANTABILITY, OR INFRINGEMENT OF ANY PATENT, COPYRIGHT OR OTHER INTELLECTUAL PROPERTY RIGHT. MACOM FURTHER DOES NOT WARRANT THE ACCURACY OR COMPLETENESS OF THE INFORMATION, TEXT, GRAPHICS OR OTHER ITEMS CONTAINED WITHIN THESE MATERIALS. MACOM SHALL NOT BE LIABLE FOR ANY SPECIAL, INDIRECT, INCIDENTAL, OR CONSEQUENTIAL DAMAGES, INCLUDING WITHOUT LIMITATION, LOST REVENUES OR LOST PROFITS, WHICH MAY RESULT FROM THE USE OF THESE MATERIALS.

MACOM products are not intended for use in medical, lifesaving or life sustaining applications. MACOM customers using or selling MACOM products for use in such applications do so at their own risk and agree to fully indemnify MACOM for any damages resulting from such improper use or sale.