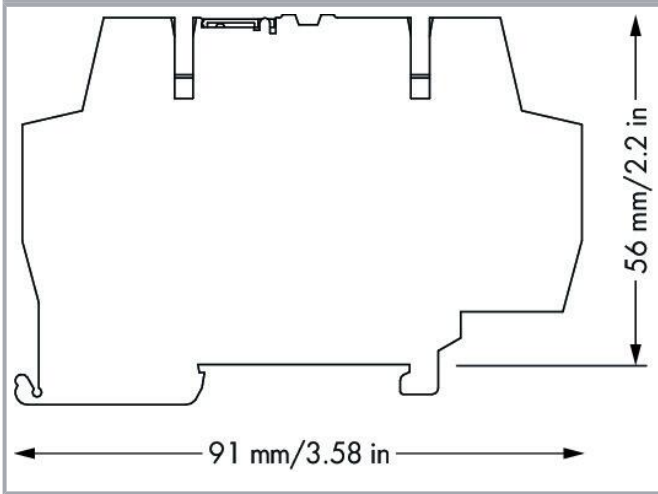
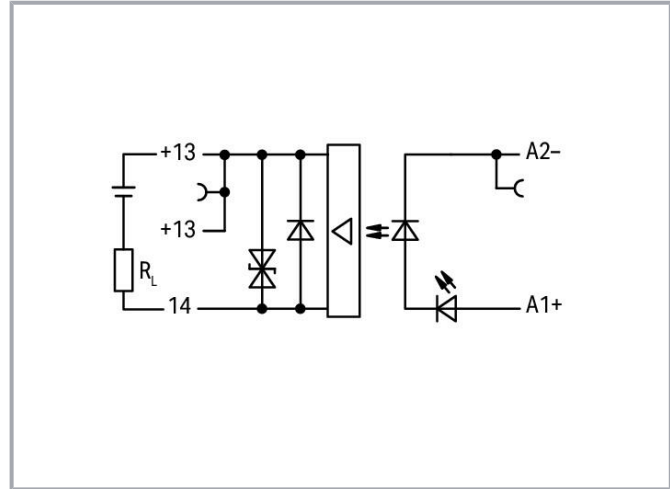



Data sheet | Item number: 859-761

Optocoupler module; Nominal input voltage: 24 VDC; Output voltage range: 3 ... 30 VDC; Limiting continuous current: 3 A; 2-wire connection; Red status indicator; Module width: 6 mm; gray



www.wago.com/859-761



**Data
Notes**

Note

Subject to changes. Please also observe the further product documentation!

WAGO GmbH & Co. KG
Hansastr. 27
32423 Minden
Phone: +49571 887-0 | Fax: +49571 887-169
Email: info.de@wago.com | Web: www.wago.com

Do you have any questions about our products?
We are always happy to take your call at +49 (571) 887-44222.



Optocouplers and solid state relays are designed for use in signal processing networks, which are not supplied by the low-voltage power supply networks.

Technical data

Control Circuit

Nominal input voltage U_N	DC 24 V
Input voltage range (low level)	DC 0 ... 5 V
Input voltage range (high level)	DC 15 ... 27 V
Nominal input current at U_N	14 mA

Load circuit

Circuit type	2-wire connection
Limiting continuous current	3 A
Peak output current	25 A
Nominal output voltage	DC 24 V
Output voltage range	DC 3 ... 30 V
Voltage drop at output (max.)	≤ DC 0.2 V
Turn-on time	≤ 25 μs
Turn-off time	≤ 450 μs
Switching frequency	≤ 350 Hz

Signaling

Status indicator	Red LED
------------------	---------

Safety and protection

Rated voltage	300 V
Overvoltage category	II
Pollution degree	2
Dielectric strength (control/load circuit) (AC, 1 min)	2.5 kVrms
Insulation type (control/load circuit)	Basic insulation
Insulation type (adjacent devices)	Reinforced insulation (safe isolation)
Insulation type (between adjacent devices of the same type)	Reinforced insulation (safe isolation)

Subject to changes. Please also observe the further product documentation!



Insulation type (to adjacent devices of different types)	Basic insulation
Protection type	IP20; in connected state or when using 859-525 end plate

Connection data

Connection technology	CAGE CLAMP®
Solid conductor	0.08 ... 2.5 mm ² / 28 ... 14 AWG
Fine-stranded conductor	0.08 ... 2.5 mm ² / 28 ... 14 AWG
Fine-stranded conductor; with insulated ferrule	0.08 ... 1.5 mm ² / 28 ... 16 AWG
Strip length	5 ... 6 mm / 0.2 ... 0.24 inches

Physical data

Width	6 mm / 0.236 inches
Height	91 mm / 3.583 inches
Depth from upper-edge of DIN-rail	56 mm / 2.205 inches

Mechanical data

Mounting type	DIN-35 rail
Mounting position	horizontal (standing/lying); vertical

Material Data

Color	gray
Fire load	0.338 MJ
Weight	18.6 g

Environmental requirements

Ambient temperature (operation at U _N)	-25 ... +55 °C
Ambient temperature (storage)	-40 ... +70 °C
Processing temperature	-25 ... +50 °C
Temperature range of connection cable	≥ (T _{ambient} + 20 K)
Relative humidity	5 ... 95 % (no condensation permissible)
Operating altitude (max.)	2000 m

Standards and specifications

Standards/specifications	EN 61010-2-201 EN 61000-6-2
--------------------------	--------------------------------

Subject to changes. Please also observe the further product documentation!

WAGO GmbH & Co. KG
Hansastr. 27
32423 Minden
Phone: +49571 887-0 | Fax: +49571 887-169
Email: info.de@wago.com | Web: www.wago.com

Do you have any questions about our products?
We are always happy to take your call at +49 (571) 887-44222.

EN 61000-6-3
EN 61373**Commercial data**

Product Group	6 (INTERFACE ELECTRONIC)
eCl@ss 10.0	27-26-15-03
eCl@ss 9.0	27-26-15-03
ETIM 8.0	EC001504
ETIM 7.0	EC001504
PU (SPU)	1 pcs
Packaging type	Box
Country of origin	DE
GTIN	4055143606158
Customs tariff number	85365005000

Environmental Product Compliance

CAS-No.	7439-92-1 79-94-7
REACH Candidate List Substance	2,2',6,6'-tetrabromo-4,4'-isopropylidenediphenol Lead
RoHS Compliance Status	Compliant,With Exemption
RoHS Exemption	7(a) 7(c)-I 7(c)-II
SCIP notification number (Austria)	fad9ea75-ce74-4ed6-b6c4-9c54a02ec8ea
SCIP notification number (Belgium)	88048a1c-f216-485d-9b1e-fefacb84e95d
SCIP notification number (Bulgaria)	66c67c7a-31e2-4f49-9150-3c449658a61f
SCIP notification number (Czech Republic)	f04a1ec9-7bb2-4c29-9bcb-b74949a510f7
SCIP notification number (Denmark)	4011c88f-e99d-427b-9e4a-a13a400a953f
SCIP notification number (Finland)	a1a0e0fb-703e-4bf6-b384-5ed82486124f
SCIP notification number (France)	b064116a-8a1c-4859-835d-154fc913783f
SCIP notification number (Germany)	705cdf49-d6e4-4a8a-8083-000bb5f9e004
SCIP notification number (Hungary)	80540ddc-2e11-40bb-9f99-c135d0481c6e
SCIP notification number (Italy)	0925e94d-ef61-4a5b-b354-9112816124a5
SCIP notification number (Netherlands)	519d73f0-52ef-4528-86bf-94bbb6037f1e
SCIP notification number (Poland)	1d78bb5c-9a62-4277-a39a-1f0aed2c8a8c
SCIP notification number (Romania)	9131eb84-8570-4dcb-a543-809d3348a5ff
SCIP notification number (Sweden)	c871fd06-d542-4a1a-a5cb-c97f8803eca6


Subject to changes. Please also observe the further product documentation!

WAGO GmbH & Co. KG
Hansastr. 27
32423 Minden
Phone: +49571 887-0 | Fax: +49571 887-169
Email: info.de@wago.com | Web: www.wago.com

Do you have any questions about our products?
We are always happy to take your call at +49 (571) 887-44222.

Approvals / Certificates

General approvals

Logo	Approval	Additional Approval Text	Certificate name
	EAC Brjansker Zertifizierungsstelle	TP TC 020/2011	EAC_Certificate_RU_C-DE.AM02.B.00115_19

Optional accessories

Tool

Operating tool



Item no.: 210-720

Operating tool; Blade: 3.5 x 0.5 mm; with a partially insulated shaft; multicoloured

www.wago.com/210-720

Jumpers

Jumper



Item no.: 859-408

Jumper; for jumper slot; 8-way; insulated; light gray

www.wago.com/859-408



Item no.: 859-404/000-005

Jumper; for jumper slot; 4-way; insulated; red

www.wago.com/859-404/000-005



Item no.: 859-404/000-006

Jumper; for jumper slot; 4-way; insulated; blue

www.wago.com/859-404/000-006



Item no.: 859-405/000-005

Jumper; for jumper slot; 5-way; insulated; red

www.wago.com/859-405/000-005



Item no.: 859-405/000-029

Jumper; for jumper slot; 5-way; insulated; yellow

www.wago.com/859-405/000-029



Item no.: 859-405

Jumper; for jumper slot; 5-way; insulated; light gray

www.wago.com/859-405



Item no.: 859-404/000-029

Jumper; for jumper slot; 4-way; insulated; yellow

www.wago.com/859-404/000-029

Subject to changes. Please also observe the further product documentation!

WAGO GmbH & Co. KG

Hansastr. 27















32423 Minden

Phone: +49571 887-0 | Fax: +49571 887-169















Email: info.de@wago.com | Web: www.wago.com

Do you have any questions about our products?

We are always happy to take your call at +49 (571) 887-44222.

	Item no.: 859-406 Jumper; for jumper slot; 6-way; insulated; light gray	www.wago.com/859-406
	Item no.: 859-405/000-006 Jumper; for jumper slot; 5-way; insulated; blue	www.wago.com/859-405/000-006
	Item no.: 859-406/000-005 Jumper; for jumper slot; 6-way; insulated; red	www.wago.com/859-406/000-005
	Item no.: 859-409/000-029 Jumper; for jumper slot; 9-way; insulated; yellow	www.wago.com/859-409/000-029
	Item no.: 859-410/000-005 Jumper; for jumper slot; 10-way; insulated; red	www.wago.com/859-410/000-005
	Item no.: 859-410/000-029 Jumper; for jumper slot; 10-way; insulated; yellow	www.wago.com/859-410/000-029
	Item no.: 859-410 Jumper; for jumper slot; 10-way; insulated; light gray	www.wago.com/859-410
	Item no.: 859-410/000-006 Jumper; for jumper slot; 10-way; insulated; blue	www.wago.com/859-410/000-006
	Item no.: 859-403/000-005 Jumper; for jumper slot; 3-way; insulated; red	www.wago.com/859-403/000-005
	Item no.: 859-402/000-029 Jumper; for jumper slot; 2-way; insulated; yellow	www.wago.com/859-402/000-029
	Item no.: 859-403/000-029 Jumper; for jumper slot; 3-way; insulated; yellow	www.wago.com/859-403/000-029
	Item no.: 859-403/000-006 Jumper; for jumper slot; 3-way; insulated; blue	www.wago.com/859-403/000-006
	Item no.: 859-408/000-005 Jumper; for jumper slot; 8-way; insulated; red	www.wago.com/859-408/000-005
	Item no.: 859-408/000-029 Jumper; for jumper slot; 8-way; insulated; yellow	www.wago.com/859-408/000-029

Subject to changes. Please also observe the further product documentation!

	Item no.: 859-409 Jumper; for jumper slot; 9-way; insulated; light gray	www.wago.com/859-409
	Item no.: 859-408/000-006 Jumper; for jumper slot; 8-way; insulated; blue	www.wago.com/859-408/000-006
	Item no.: 859-403 Jumper; for jumper slot; 3-way; insulated; light gray	www.wago.com/859-403
	Item no.: 859-409/000-005 Jumper; for jumper slot; 9-way; insulated; red	www.wago.com/859-409/000-005
	Item no.: 859-404 Jumper; for jumper slot; 4-way; insulated; light gray	www.wago.com/859-404
	Item no.: 859-409/000-006 Jumper; for jumper slot; 9-way; insulated; blue	www.wago.com/859-409/000-006
	Item no.: 859-402/000-006 Jumper; for jumper slot; 2-way; insulated; blue	www.wago.com/859-402/000-006
	Item no.: 859-402 Jumper; for jumper slot; 2-way; insulated; light gray	www.wago.com/859-402
	Item no.: 859-402/000-005 Jumper; for jumper slot; 2-way; insulated; red	www.wago.com/859-402/000-005
	Item no.: 859-406/000-006 Jumper; for jumper slot; 6-way; insulated; blue	www.wago.com/859-406/000-006
	Item no.: 859-406/000-029 Jumper; for jumper slot; 6-way; insulated; signal yellow	www.wago.com/859-406/000-029
	Item no.: 859-407/000-006 Jumper; for jumper slot; 7-way; insulated; blue	www.wago.com/859-407/000-006
	Item no.: 859-407/000-005 Jumper; for jumper slot; 7-way; insulated; red	www.wago.com/859-407/000-005
	Item no.: 859-407/000-029 Jumper; for jumper slot; 7-way; insulated; yellow	www.wago.com/859-407/000-029







Subject to changes. Please also observe the further product documentation!

**Item no.: 859-407**

Jumper; for jumper slot; 7-way; insulated; light gray


www.wago.com/859-407**Ferrule**

Ferrule

	Item no.: 216-223 Ferrule; Sleeve for 1 mm ² / AWG 18; insulated; electro-tin plated; red	www.wago.com/216-223
	Item no.: 216-222 Ferrule; Sleeve for 0.75 mm ² / 18 AWG; insulated; electro-tin plated; gray	www.wago.com/216-222
	Item no.: 216-221 Ferrule; Sleeve for 0.5 mm ² / 20 AWG; insulated; electro-tin plated; white	www.wago.com/216-221
	Item no.: 216-224 Ferrule; Sleeve for 1.5 mm ² / AWG 16; insulated; electro-tin plated; black	www.wago.com/216-224
	Item no.: 216-321 Ferrule; Sleeve for 0.25 mm ² / AWG 24; insulated; electro-tin plated; yellow	www.wago.com/216-321
	Item no.: 216-322 Ferrule; Sleeve for 0.34 mm ² / 22 AWG; insulated; electro-tin plated; light turquoise	www.wago.com/216-322

Testing and measuring

Testing accessories






	Item no.: 859-500 WAGO Test pin; 1 mm Ø; 30 V AC / 60 V DC; CAT0; 1 A; 10 mm uninsulated; Test lead for soldering up to 0,5mm ²	www.wago.com/859-500
---	--	--

Marking accessories


Marking devices

	Item no.: 210-110 Fiber-tip pen	www.wago.com/210-110
--	---	--

Marker

	Item no.: 2009-145 Mini-WSB Inline; for Smart Printer; 1700 pieces on roll; stretchable 5 - 5.2 mm; plain; snap-on type; white	www.wago.com/2009-145
	Item no.: 248-501 Mini-WSB marking card; as card; not stretchable; plain; snap-on type; white	www.wago.com/248-501
	Item no.: 248-504 Mini-WSB marking card; as card; MARKED; 21 ... 30 (10x); not stretchable; Horizontal marking; snap-on type; white	www.wago.com/248-504
	Item no.: 248-503 Mini-WSB marking card; as card; MARKED; 11 ... 20 (10x); not stretchable; Horizontal marking; snap-on type; white	www.wago.com/248-503
	Item no.: 248-506 Mini-WSB marking card; as card; MARKED; 41 ... 50 (10x); not stretchable; Horizontal marking; snap-on type; white	www.wago.com/248-506

Subject to changes. Please also observe the further product documentation!

	Item no.: 248-502 Mini-WSB marking card; as card; MARKED; 1 ... 10 (10x); not stretchable; Horizontal marking; snap-on type; white	www.wago.com/248-502
---	--	--

End plate

Intermediate plate

	Item no.: 859-525 End and intermediate plate; 1 mm thick; gray	www.wago.com/859-525
--	--	--

Downloads**Documentation****Bid Text**

859-761 docx - Datei	2019 Feb 20	docx 15.7 kB	Download
859-761 X81 - Datei	2019 Feb 19	xml 3.9 kB	Download

Instruction Leaflet

Relay modules, Optocoupler modules	V 2.0.0 2022 Jan 19	pdf 2.1 MB	Download
------------------------------------	------------------------	---------------	----------

Additional Information

Disposal and Recycling Electrical and electronic equipment, Batteries, Packaging	V 1.1.0 2022 Aug 18	pdf 2.2 MB	Download
---	------------------------	---------------	----------

CAD/CAE-Data**CAD data**

2D/3D Models 859-761	URL	Download
----------------------	-----	----------

CAE data

WSCAD Universe 859-761	URL	Download
------------------------	-----	----------

ZUKEN Portal 859-761	URL	Download
----------------------	-----	----------

EPLAN Data Portal 859-761	URL	Download
---------------------------	-----	----------

Subject to changes. Please also observe the further product documentation!

Environmental Product Compliance

Compliance Search

Environmental Product Compliance 859-761


[URL](#)

[Download](#)

Optocoupler module; Nominal input voltage: 24 VDC; Output voltage range: 3 ... 30 VDC; Limiting continuous current: 3 A; 2-wire connection; Red status indicator; Module width: 6 mm; gray


Installation Notes

Conductor termination



Conductor termination

Commoning



Easy commoning using adjacent jumpers

Marking

Subject to changes. Please also observe the further product documentation!



Marking via Mini-WSB Quick Marking System

Subject to changes. Please also observe the further product documentation!