

1S7A_DS3UP Series

1W - Dual Separate Output - Fixed Input - Isolated & Unregulated
SIP PACKAGE

DC-DC Converter

1 Watt

- ⊕ 7PIN SIP package
- ⊕ Efficiency up to 80%
- ⊕ Temperature range:
-40°C ~ +85°C
- ⊕ No external component
required
- ⊕ Short circuit protection (SCP)
- ⊕ 3KVDC isolation
- ⊕ Internal SMD construction
- ⊕ Unregulated output types
- ⊕ Industry standard pinout
- ⊕ RoHS compliance
- ⊕ Dual separate isolated
outputs

The 1S7A_DS3UP Series are miniature, isolated 1W DC/DC-converters with twin output voltage in a SIP package. They offer the ideal solution in many space critical applications for board level power distribution. The internal SMD construction makes it possible to offer a product with high performance at low cost. The series offers smaller size, improved efficiency, lower output ripple noise and 3KVDC isolation.



Common specifications	
Short circuit protection:	continuous, automatic recovery
Temperature rise at full load:	25°C MAX, 15°C TYP
Cooling:	Free air convection
Operation temperature range:	-40°C – +85°C
Storage temperature range:	-55°C – +130°C
Lead temperature:	300°C (1.5mm from case for 10 sec.)
Storage humidity range:	< 95%
Case material:	Plastic [UL94-V0]
MTBF:	>3,500,000 hours
Weight:	2.3g

Output specifications						
Item	Test condition	Min	Typ	Max	Units	
Voltage tolerance	100% full load			±5	%	
Line regulation	For Vin change of ±1%		1.0	1.2	%	
Load regulation	10% to 100% full load • 3.3V/5V • 9V/12V/15V			14	%	
				9	%	
Temperature drift	100% full load			±0.03	%/°C	
Ripple & Noise	20MHz Bandwidth		75	100	mVp-p	
Switching frequency	Full load, nominal input		110		KHz	

*Test ripple and noise by “parallel cable” method. See detailed operation instructions at Testing of Power Converter section, application notes.

Input specifications						
Item	Test condition	Min	Typ	Max	Units	
Voltage range	• 5V input types	4.5	5	5.5	V	
	• 12V input types	11	12	13	V	
Voltage tolerance	Vo, Io nom			±5	%	
Filter	Capacitor					

Model selection:

WCTP**_xxyyN##O

W=Watt; C= Case; T=Type; P=Pinning; **= Voltage Variation (omitted ± 10%); xx= Vin; yy= Vout; N= Numbers of Output; ##= Isolation (kVDC); O= output regulation

Example:

1S7A_050503DS3UP

1=1Watt; S7= SIP7; A=Pinning; 5Vin; 5Vout1; 3.3Vout2

DS= Dual Separate Output; 3=3kVDC; U=Unregulated Output;

P= Short circuit protection

Isolation specifications						
Item	Test condition	Min	Typ	Max	Units	
Isolation voltage	Tested for 1 minute	3000			VDC	
Isolation resistance	Test at 1000VDC	1			GΩ	

Note:

1. Operation under minimum load will not damage the converter; However, they may not meet all specification listed, and that will reduce the life of product.
2. All specifications measured at Ta=25°C, humidity<75%, nominal input voltage and rated output load unless otherwise specified.
3. This series is compatible with RoHS soldering systems with a peak wave solder temperature of 300°C for 10 seconds. SIP types in this series are backward compatible with Sn/Pb soldering systems.
4. In this datasheet, all the test methods of indications are based on corporate standards.
5. Only typical models listed, other models may be different, please contact our technical person for more details.

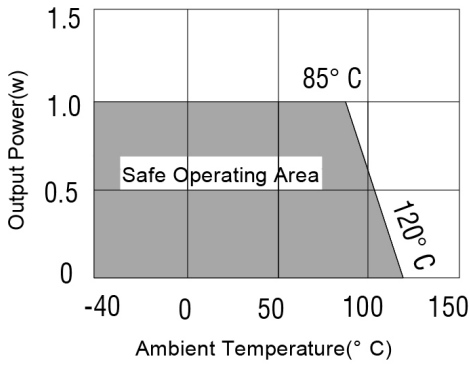
1S7A_DS3UP Series

1W - Dual Separate Output - Fixed Input - Isolated & Unregulated
SIP PACKAGE

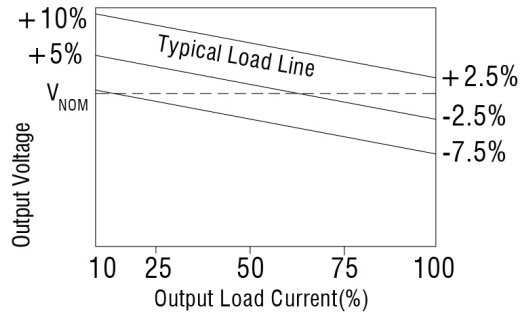
Part Number	Input Voltage [V]	Output Voltage 1 [VDC]	Output Voltage 2 [VDC]	Output Current 1 [mA]	Output Current 2 [mA]	Efficiency [%, max]	Package Style
1S7A_050503DS3UP	5	5	3.3	100	151	70	SIP
1S7A_050505DS3UP	5	5	5	100	99	72	SIP
1S7A_050509DS3UP	5	5	9	100	55	79	SIP
1S7A_050512DS3UP	5	5	12	100	41	80	SIP
1S7A_050515DS3UP	5	5	15	100	35	80	SIP
1S7A_120505DS3UP	12	5	5	100	99	70	SIP
1S7A_120509DS3UP	12	5	9	100	55	80	SIP
1S7A_120512DS3UP	12	5	12	100	41	79	SIP
1S7A_120515DS3UP	12	5	15	100	35	80	SIP

Typical characteristics

Temperature derating graph

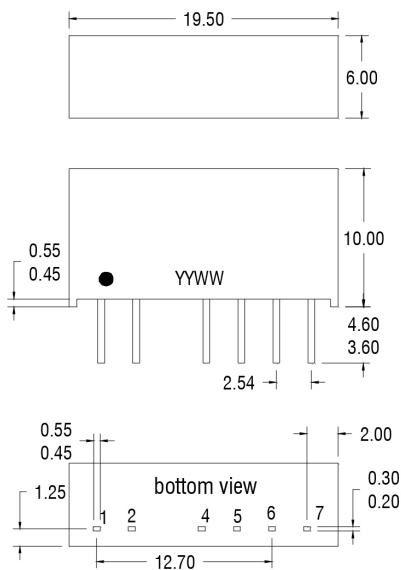


Tolerance envelope graph



Mechanical Dimensions

SIP Package



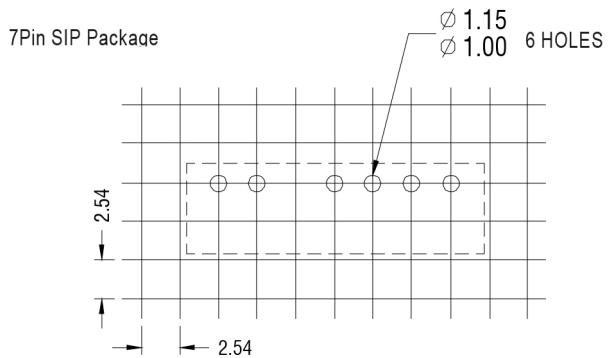
PIN CONNECTIONS-7PIN SIP	
Pin	Function
1	+Vin
2	-Vin
4	+Vout1
5	-Vout1
6	+Vout2
7	-Vout2

All dimensions in mm ± 0.25 mm. All pins on a 2.54mm pitch and within ± 0.25 mm of true position.
Weight: 2.3g

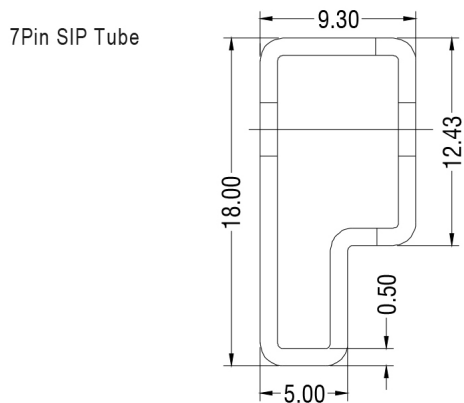
1S7A_DS3UP Series

1W - Dual Separate Output - Fixed Input - Isolated & Unregulated
SIP PACKAGE

Recommended footprint



Tube outline dimensions



Unless otherwise stated all dimensions in mm ± 0.5 mm.

Tube length (7 Pin SIP) : 520mm ± 2 mm

Tube Quantity : 25