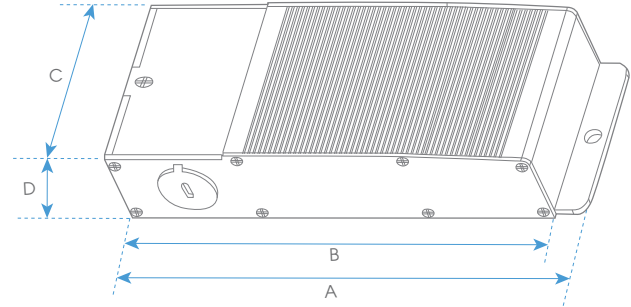


DL-PS-40/24-JB-DIM-A

24V DC LED POWER SUPPLIES
DRIVERS IN JUNCTION BOX - DIMMING SERIES



Fixture Type
Project
Notes



A	7"	178 mm	C	2-3/4"	70 mm
B	6-1/2"	165 mm	D	1-3/8"	35 mm

With 24V DC, 40W LED driver and universal input voltage - 120 to 277V AC, this driver is dimmable with most Triac and ELV dimmers. PWM dimming method (for best results, minimum load should be 10% of maximum wattage of driver). Can be used in indoor - for dry, damp locations, with cooling by free air convection and short circuit, over temperature and over loading protection. Made with black powder coated aluminum enclosure, its efficiency > 85% and Power Factor > 0.9. Certified with ETL Listed, Class 2 power unit and weights 0.63 kg (1.4 lb).



SPECIFICATIONS

INPUT

INPUT VOLTAGE	120 - 277V AC
INPUT FREQUENCY	47-63Hz
INPUT CURRENT (MAX.)	0.46A @100V AC
POWER FACTOR (TYP.) @ FULL LOAD	0.9 @120V AC
EFFICACY (TYP.) @ FULL LOAD	85% @120V AC

OUTPUT

OUTPUT VOLTAGE	24V DC
RELATED OUTPUT POWER	40W
RATED LOAD CURRENT	1.67A

PROTECTION

SHORT CIRCUIT	Hiccup mode, recover automatically after fault condition is removed
OVER LOADING	≤150% constant current limiting

ENVIRONMENT

IP RATINGS	IP20, Indoor/ Dry or Damps locations
OPERATING AMBIENT TEMPERATURE†	-25° C to 40° C (-13° F to +104° F)
OPERATING AMBIENT HUMIDITY	20-90% RH, non-condensing
STORAGE TEMPERATURE	-40° C to +60° C (-40° F to +40° F)
STORAGE HUMIDITY	10-95% RH

† See Derating Curve

SAFETY & EMC

CERTIFICATES	ETL Listed
SAFETY STANDARDS	UL8750
WITHSTAND VOLTAGE	I/P-O/P: 1500V AC
ISOLATION RESISTANCE	I/P-O/P: 100MΩ / 500V DC / 25° C / 70% RH
EMC EMISSION	FCC Part 15 B

DL-PS-40/24-JB-DIM-A

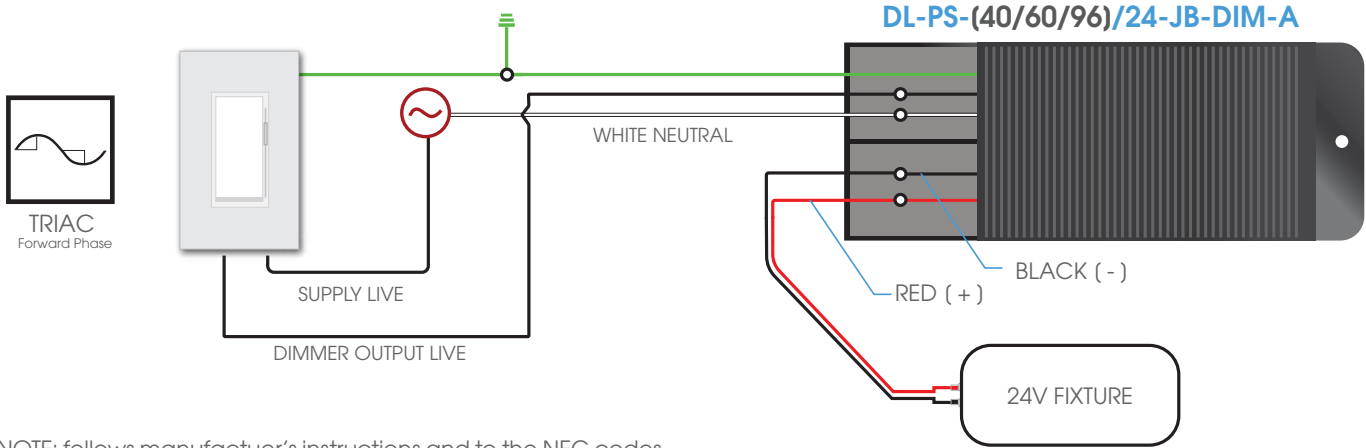
24V DC LED POWER SUPPLIES
DRIVERS IN JUNCTION BOX - DIMMING SERIES



Fixture Type
Project
Notes

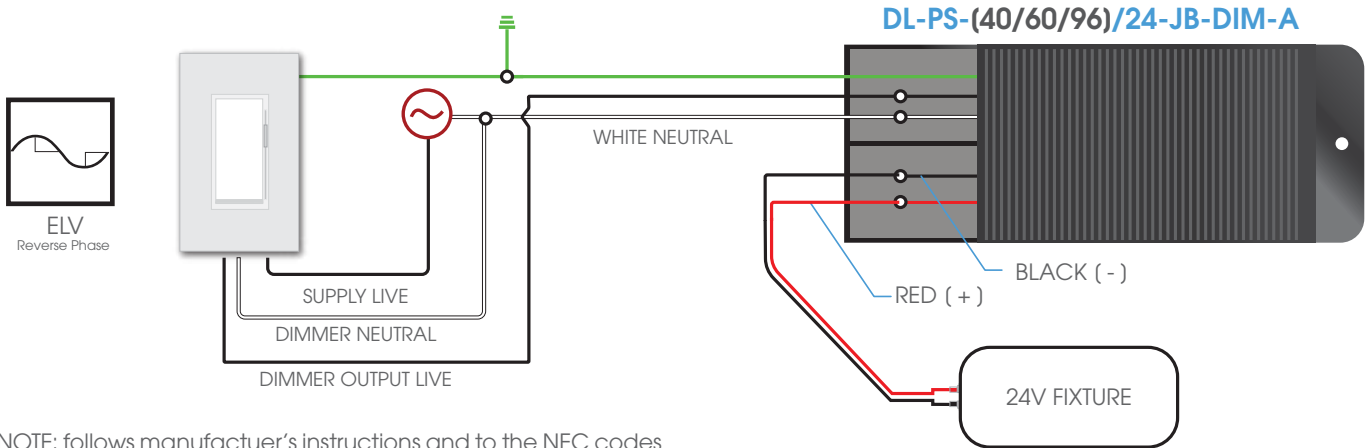
WIRING DIAGRAM

TYPICAL TRIAC DIMMING WIRING



NOTE: follows manufacturer's instructions and to the NEC codes

TYPICAL ELV DIMMING WIRING



NOTE: follows manufacturer's instructions and to the NEC codes

RECOMMENDED DIMMERS

LEVITON	LEVITON DECORA
LUTRON	LUTRON DIVA CL, LUTRON TG600, LUTRON MAESTRO MCL-153, LUTRON DIVA 303P, LUTRON CASETA PD, LUTRON SKYLARK COUNTOR CL