

PAGE 1/2

ISSUE 22-03-22

SERIE : SPnT

PART NUMBER : R573993600

RF CHARACTERISTICS

Number of ways : **6**
Frequency range : **0 - 2.5 GHz**
Impedance : **75 Ohms**

Frequency (GHz)	DC - 1	1 - 2.5
VSWR max	1.30	1.40
Insertion loss max	0.20 dB	0.30 dB
Isolation min	80 dB	70 dB
Average power (*)	400 W	240 W

ELECTRICAL CHARACTERISTICS

Actuator : **LATCHING**
Nominal current ** : **375 mA**
Actuator voltage (Vcc) : **28V (24 to 30V) / NEGATIVE COMMON**
Terminals : **solder pins (250°C max. / 30 sec.)**
Indicator rating : **1 W / 30 V / 100 mA**
Self cut-off time : **40 ms < CT < 120 ms**

MECHANICAL CHARACTERISTICS

Connectors : **1.6/5.6 female per IEC 169-13**
Life : **2 million cycles per position**
Switching Time*** : **< 40 ms**
Construction : **Splashproof**
Weight : **< 220 g**

ENVIRONMENTAL CHARACTERISTICS

Operating temperature range : **-25°C to +70°C**
Storage temperature range : **-40°C to +85°C**

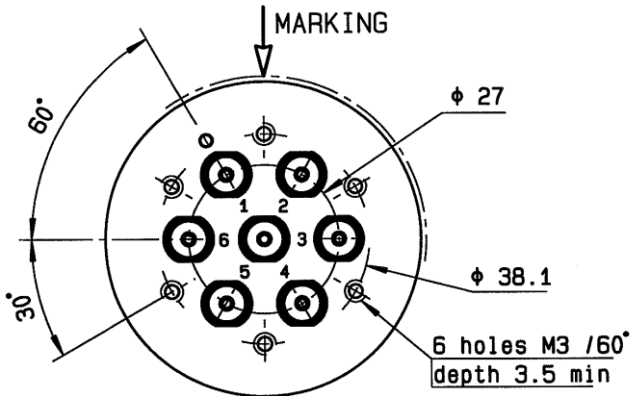
(* Average power at 25°C per RF Path)

(** At 25° C ±10%)

(*** Nominal voltage ; 25° C)

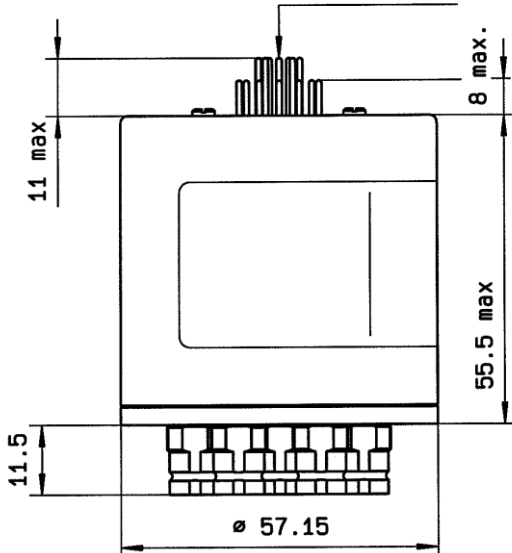


DRAWING

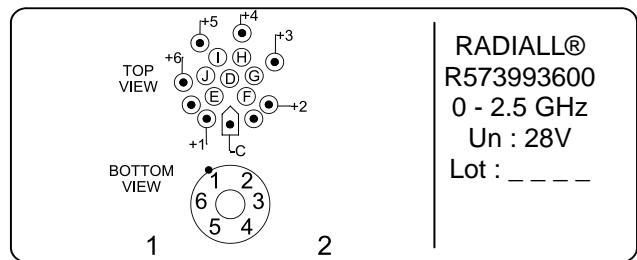


Voltage	RF Continuity	Ind.
-C +1	IN ↔ 1	D.E
-C +2	IN ↔ 2	D.F
-C +3	IN ↔ 3	D.G
-C +4	IN ↔ 4	D.H
-C +5	IN ↔ 5	D.I
-C +6	IN ↔ 6	D.J

TERMINALS



LABEL



General tolerances : ±0,5 mm [0,02 in]

SCHEMATIC DIAGRAM

