


Data sheet | Item number: 859-738

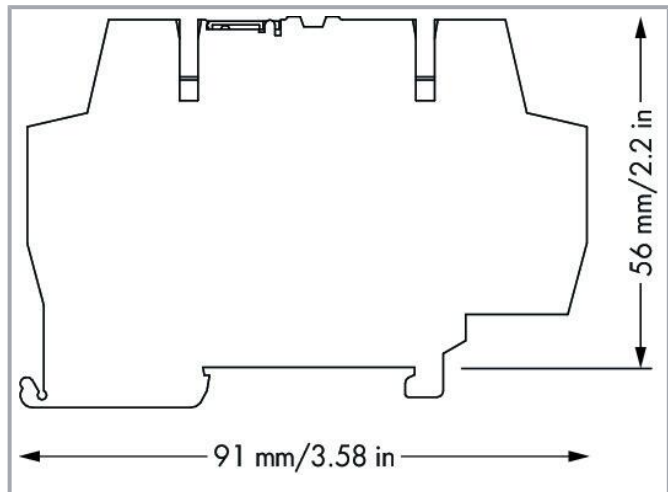
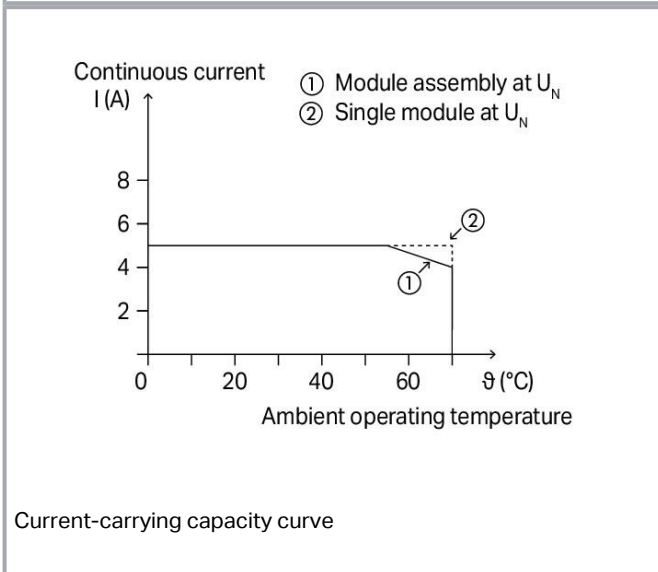
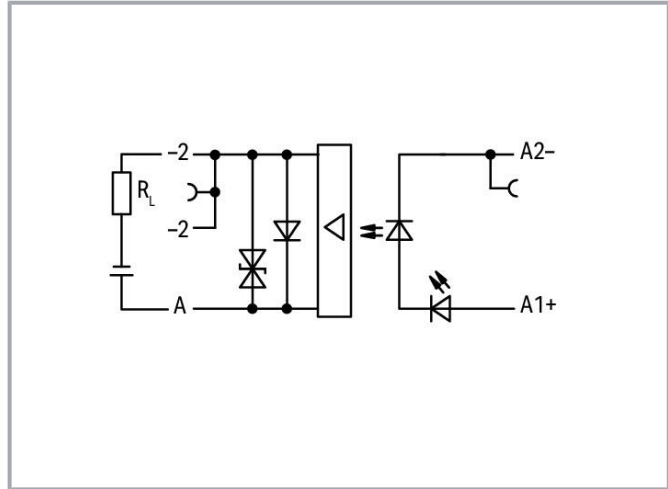
Optocoupler module; Nominal input voltage: 5 VDC; Output voltage range: 3 ... 30 VDC; Limiting continuous current: 5 A; 2-wire connection; Red status indicator; Module width: 6 mm; gray



www.wago.com/859-738



Color: —



Subject to changes. Please also observe the further product documentation!

WAGO GmbH & Co. KG
Hansastr. 27
32423 Minden
Phone: +49571 887-0 | Fax: +49571 887-169
Email: info.de@wago.com | Web: www.wago.com

Do you have any questions about our products?
We are always happy to take your call at +49 (571) 887-44222.

**Data****Notes**

Note

Optocouplers and solid state relays are designed for use in signal processing networks, which are not supplied by the low-voltage power supply networks.

Technical data**Control Circuit**

Nominal input voltage U_N	DC 5 V
Input voltage range (low level)	DC 0 ... 2 V
Input voltage range (high level)	DC 4.5 ... 6 V
Nominal input current at U_N	8 mA

Load circuit

Circuit type	2-wire connection
Limiting continuous current	5 A
Peak output current	25 A
Nominal output voltage	DC 24 V
Output voltage range	DC 3 ... 30 V
Voltage drop at output (max.)	\leq DC 0.2 V
Turn-on time	\leq 200 μ s
Turn-off time	\leq 450 μ s
Switching frequency	\leq 100 Hz

Signaling

Status indicator	Red LED
------------------	---------

Safety and protection

Rated voltage	300 V
Overvoltage category	II
Pollution degree	2

Subject to changes. Please also observe the further product documentation!



Dielectric strength (control/load circuit) (AC, 1 min)	2.5 kVrms
Insulation type (control/load circuit)	Basic insulation
Insulation type (adjacent devices)	Reinforced insulation (safe isolation)
Insulation type (between adjacent devices of the same type)	Reinforced insulation (safe isolation)
Insulation type (to adjacent devices of different types)	Reinforced insulation (safe isolation)
Protection type	IP20; in connected state or when using 859-525 end plate

Connection data

Connection technology	CAGE CLAMP®
Solid conductor	0.08 ... 2.5 mm ² / 28 ... 14 AWG
Fine-stranded conductor	0.08 ... 2.5 mm ² / 28 ... 14 AWG
Fine-stranded conductor; with insulated ferrule	0.08 ... 1.5 mm ² / 28 ... 16 AWG
Strip length	5 ... 6 mm / 0.2 ... 0.24 inches

Physical data

Width	6 mm / 0.236 inches
Height	91 mm / 3.583 inches
Depth from upper-edge of DIN-rail	56 mm / 2.205 inches

Mechanical data

Mounting type	DIN-35 rail
Mounting position	horizontal (standing/lying); vertical

Material Data

Color	gray
Fire load	0.338 MJ
Weight	18.7 g

Environmental requirements

Ambient temperature (operation at U _N)	-25 ... +70 °C
Ambient temperature (storage)	-40 ... +70 °C
Processing temperature	-25 ... +50 °C
Temperature range of connection cable	≥ (T _{ambient} + 20 K)
Relative humidity	5 ... 95 % (no condensation permissible)
Operating altitude (max.)	2000 m

Subject to changes. Please also observe the further product documentation!



Standards and specifications

Standards/specifications	EN 61010-2-201 EN 61000-6-2 EN 61000-6-3 EN 61373
--------------------------	--

Commercial data

Product Group	6 (INTERFACE ELECTRONIC)
eCl@ss 10.0	27-26-15-03
eCl@ss 9.0	27-26-15-03
ETIM 8.0	EC001504
ETIM 7.0	EC001504
PU (SPU)	10 pcs
Packaging type	Box
Country of origin	DE
GTIN	4055143605359
Customs tariff number	85365005000

Environmental Product Compliance

CAS-No.	7439-92-1 79-94-7
REACH Candidate List Substance	2,2',6,6'-tetrabromo-4,4'-isopropylidenediphenol Lead
RoHS Compliance Status	Compliant,With Exemption
RoHS Exemption	7(a) 7(c)-I 7(c)-II
SCIP notification number (Austria)	f6f98cb5-393a-4ed3-b182-e0ae03a73739
SCIP notification number (Belgium)	59f16a29-4d42-43f0-a3b9-ffd999ad0f5f
SCIP notification number (Bulgaria)	84bb8a94-0b7a-4834-97a3-614bcd83c4bb
SCIP notification number (Czech Republic)	a3131f20-69b1-42df-a745-43f8f64e2e29
SCIP notification number (Denmark)	78eb2b10-0305-4016-ad47-b26bfa3852ac
SCIP notification number (Finland)	c38f97d2-4df3-474a-807e-2464e763a3b8
SCIP notification number (France)	c8f86971-e035-4aba-8e04-4f127e557c28
SCIP notification number (Germany)	f0051179-1382-4dc1-aff4-e29ab711fe1a
SCIP notification number (Hungary)	4fb85026-e624-4a5d-9f38-12a00fb16a4f
SCIP notification number (Italy)	68211a7b-f698-4b5f-b798-edaecd297a65
SCIP notification number (Netherlands)	2d39234b-82fd-416e-bc44-579b54df273c

Subject to changes. Please also observe the further product documentation!


WAGO GmbH & Co. KG
Hansastr. 27
32423 Minden
Phone: +49571 887-0 | Fax: +49571 887-169
Email: info.de@wago.com | Web: www.wago.com

Do you have any questions about our products?
We are always happy to take your call at +49 (571) 887-44222.

SCIP notification number (Poland)	8aaafedc-3287-4ac6-ae32-04800535dd29
SCIP notification number (Romania)	35ec1dfe-5eb3-4435-ae88-2256194a1534
SCIP notification number (Sweden)	f011945a-2bfb-4121-9b31-c9f25cb2c939


Approvals / Certificates

General approvals








Logo	Approval	Additional Approval Text	Certificate name
	EAC Brjansker Zertifizierungsstelle	TP TC 020/2011	EAC_Certificate_RU_C-DE.AM02.B.00115_19

Optional accessories

Tool

Operating tool		
	Item no.: 210-720 Operating tool; Blade: 3.5 x 0.5 mm; with a partially insulated shaft; multicoloured	www.wago.com/210-720

Marking accessories













Marking devices		
	Item no.: 210-110 Fiber-tip pen	www.wago.com/210-110
Marker		
	Item no.: 2009-145 Mini-WSB Inline; for Smart Printer; 1700 pieces on roll; stretchable 5 - 5.2 mm; plain; snap-on type; white	www.wago.com/2009-145
	Item no.: 248-501 Mini-WSB marking card; as card; not stretchable; plain; snap-on type; white	www.wago.com/248-501
	Item no.: 248-504 Mini-WSB marking card; as card; MARKED; 21 ... 30 (10x); not stretchable; Horizontal marking; snap-on type; white	www.wago.com/248-504
	Item no.: 248-503 Mini-WSB marking card; as card; MARKED; 11 ... 20 (10x); not stretchable; Horizontal marking; snap-on type; white	www.wago.com/248-503
	Item no.: 248-506 Mini-WSB marking card; as card; MARKED; 41 ... 50 (10x); not stretchable; Horizontal marking; snap-on type; white	www.wago.com/248-506
	Item no.: 248-502 Mini-WSB marking card; as card; MARKED; 1 ... 10 (10x); not stretchable; Horizontal marking; snap-on type; white	www.wago.com/248-502

Subject to changes. Please also observe the further product documentation!
















type; white

Jumpers














Jumper

	Item no.: 859-408 Jumper; for jumper slot; 8-way; insulated; light gray	www.wago.com/859-408
	Item no.: 859-404/000-005 Jumper; for jumper slot; 4-way; insulated; red	www.wago.com/859-404/000-005
	Item no.: 859-404/000-006 Jumper; for jumper slot; 4-way; insulated; blue	www.wago.com/859-404/000-006
	Item no.: 859-405/000-005 Jumper; for jumper slot; 5-way; insulated; red	www.wago.com/859-405/000-005
	Item no.: 859-405/000-029 Jumper; for jumper slot; 5-way; insulated; yellow	www.wago.com/859-405/000-029
	Item no.: 859-405 Jumper; for jumper slot; 5-way; insulated; light gray	www.wago.com/859-405
	Item no.: 859-404/000-029 Jumper; for jumper slot; 4-way; insulated; yellow	www.wago.com/859-404/000-029
	Item no.: 859-406 Jumper; for jumper slot; 6-way; insulated; light gray	www.wago.com/859-406
	Item no.: 859-405/000-006 Jumper; for jumper slot; 5-way; insulated; blue	www.wago.com/859-405/000-006
	Item no.: 859-406/000-005 Jumper; for jumper slot; 6-way; insulated; red	www.wago.com/859-406/000-005
	Item no.: 859-409/000-029 Jumper; for jumper slot; 9-way; insulated; yellow	www.wago.com/859-409/000-029
	Item no.: 859-410/000-005 Jumper; for jumper slot; 10-way; insulated; red	www.wago.com/859-410/000-005





Subject to changes. Please also observe the further product documentation!

	Item no.: 859-410/000-029 Jumper; for jumper slot; 10-way; insulated; yellow	www.wago.com/859-410/000-029
	Item no.: 859-410 Jumper; for jumper slot; 10-way; insulated; light gray	www.wago.com/859-410
	Item no.: 859-410/000-006 Jumper; for jumper slot; 10-way; insulated; blue	www.wago.com/859-410/000-006
	Item no.: 859-403/000-005 Jumper; for jumper slot; 3-way; insulated; red	www.wago.com/859-403/000-005
	Item no.: 859-402/000-029 Jumper; for jumper slot; 2-way; insulated; yellow	www.wago.com/859-402/000-029
	Item no.: 859-403/000-029 Jumper; for jumper slot; 3-way; insulated; yellow	www.wago.com/859-403/000-029
	Item no.: 859-403/000-006 Jumper; for jumper slot; 3-way; insulated; blue	www.wago.com/859-403/000-006
	Item no.: 859-408/000-005 Jumper; for jumper slot; 8-way; insulated; red	www.wago.com/859-408/000-005
	Item no.: 859-408/000-029 Jumper; for jumper slot; 8-way; insulated; yellow	www.wago.com/859-408/000-029
	Item no.: 859-409 Jumper; for jumper slot; 9-way; insulated; light gray	www.wago.com/859-409
	Item no.: 859-408/000-006 Jumper; for jumper slot; 8-way; insulated; blue	www.wago.com/859-408/000-006
	Item no.: 859-403 Jumper; for jumper slot; 3-way; insulated; light gray	www.wago.com/859-403
	Item no.: 859-409/000-005 Jumper; for jumper slot; 9-way; insulated; red	www.wago.com/859-409/000-005
	Item no.: 859-404 Jumper; for jumper slot; 4-way; insulated; light gray	www.wago.com/859-404
		

Subject to changes. Please also observe the further product documentation!

	<p>Item no.: 859-409/000-006 Jumper; for jumper slot; 9-way; insulated; blue</p>	<p>www.wago.com/859-409/000-006</p>
	<p>Item no.: 859-402/000-006 Jumper; for jumper slot; 2-way; insulated; blue</p>	<p>www.wago.com/859-402/000-006</p>
	<p>Item no.: 859-402 Jumper; for jumper slot; 2-way; insulated; light gray</p>	<p>www.wago.com/859-402</p>
	<p>Item no.: 859-402/000-005 Jumper; for jumper slot; 2-way; insulated; red</p>	<p>www.wago.com/859-402/000-005</p>
	<p>Item no.: 859-406/000-006 Jumper; for jumper slot; 6-way; insulated; blue</p>	<p>www.wago.com/859-406/000-006</p>
	<p>Item no.: 859-406/000-029 Jumper; for jumper slot; 6-way; insulated; signal yellow</p>	<p>www.wago.com/859-406/000-029</p>
	<p>Item no.: 859-407/000-006 Jumper; for jumper slot; 7-way; insulated; blue</p>	<p>www.wago.com/859-407/000-006</p>
	<p>Item no.: 859-407/000-005 Jumper; for jumper slot; 7-way; insulated; red</p>	<p>www.wago.com/859-407/000-005</p>
	<p>Item no.: 859-407/000-029 Jumper; for jumper slot; 7-way; insulated; yellow</p>	<p>www.wago.com/859-407/000-029</p>
	<p>Item no.: 859-407 Jumper; for jumper slot; 7-way; insulated; light gray</p>	<p>www.wago.com/859-407</p>
End plate		
Intermediate plate		
	<p>Item no.: 859-525 End and intermediate plate; 1 mm thick; gray</p>	<p>www.wago.com/859-525</p>
Ferrule		
Ferrule		
	<p>Item no.: 216-223 Ferrule; Sleeve for 1 mm² / AWG 18; insulated; electro-tin plated; red</p>	<p>www.wago.com/216-223</p>
	<p>Item no.: 216-222 Ferrule; Sleeve for 0.75 mm² / 18 AWG; insulated; electro-tin plated; gray</p>	<p>www.wago.com/216-222</p>
	<p>Item no.: 216-221 Ferrule; Sleeve for 0.5 mm² / 20 AWG; insulated; electro-tin plated; white</p>	<p>www.wago.com/216-221</p>

Subject to changes. Please also observe the further product documentation!

	Item no.: 216-224 Ferrule; Sleeve for 1.5 mm ² / AWG 16; insulated; electro-tin plated; black	www.wago.com/216-224
	Item no.: 216-321 Ferrule; Sleeve for 0.25 mm ² / AWG 24; insulated; electro-tin plated; yellow	www.wago.com/216-321
	Item no.: 216-322 Ferrule; Sleeve for 0.34 mm ² / 22 AWG; insulated; electro-tin plated; light turquoise	www.wago.com/216-322
Testing and measuring		
Testing accessories		
	Item no.: 859-500 WAGO Test pin; 1 mm Ø; 30 V AC / 60 V DC; CAT0; 1 A; 10 mm uninsulated; Test lead for soldering up to 0,5mm ²	www.wago.com/859-500

Downloads

Documentation

Bid Text

859-738 docx - Datei	2019 Feb 20	docx 15.6 kB	Download
859-738 X81 - Datei	2019 Feb 19	xml 3.9 kB	Download

Instruction Leaflet

Relay modules, Optocoupler modules	V 2.0.0 2022 Jan 19	pdf 2.1 MB	Download
------------------------------------	------------------------	---------------	----------

Additional Information

Disposal and Recycling Electrical and electronic equipment, Batteries, Packaging	V 1.1.0 2022 Aug 18	pdf 2.2 MB	Download
---	------------------------	---------------	----------

CAD/CAE-Data

CAD data

2D/3D Models 859-738	URL	Download
----------------------	-----	----------

CAE data

EPLAN Data Portal 859-738	URL	Download
---------------------------	-----	----------

Subject to changes. Please also observe the further product documentation!

WSCAD Universe 859-738

[URL](#)

[Download](#)

ZUKEN Portal 859-738

[URL](#)

[Download](#)

Environmental Product Compliance

Compliance Search

Environmental Product Compliance 859-738


[URL](#)

[Download](#)

Optocoupler module; Nominal input voltage: 5 VDC; Output voltage range: 3 ... 30 VDC; Limiting continuous current: 5 A; 2-wire connection; Red status indicator; Module width: 6 mm; gray


Installation Notes

Conductor termination



Conductor termination

Commoning



Easy commoning using adjacent jumpers

Subject to changes. Please also observe the further product documentation!

WAGO GmbH & Co. KG

Hansastr. 27

32423 Minden

Phone: +49571 887-0 | Fax: +49571 887-169

Email: info.de@wago.com | Web: www.wago.com

Do you have any questions about our products?

We are always happy to take your call at +49 (571) 887-44222.

Marking



Marking via Mini-WSB Quick Marking System

Subject to changes. Please also observe the further product documentation!