



BC846BS / BC847AS

NPN GENERAL PURPOSE TRANSISTORS

VOLTAGE 45/65 Volt **POWER** 250 mWatt

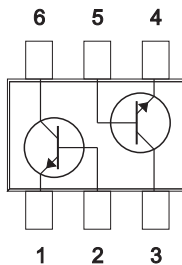
FEATURES

- General purpose amplifier applications
- NPN epitaxial silicon, planar design
- Collector current $I_c = 100\text{mA}$
- Lead free in compliance with EU RoHS 2.0
- Green molding compound as per IEC 61249 standard

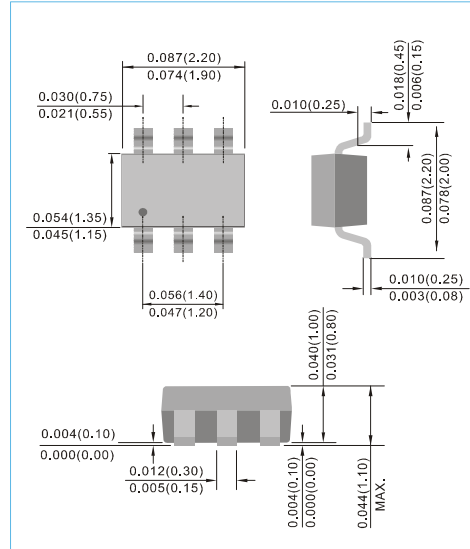
MECHANICAL DATA

- Case: SOT-363, Plastic
- Terminals: Solderable per MIL-STD-750, Method 2026
- Approx. Weight: 0.0002 ounces, 0.006 grams
- Marking:

BC846BS=46S	BC847AS=47A
-------------	-------------



SOT-363 Unit : inch(mm)



ABSOLUTE RATINGS

Parameter	Symbol	Value	Units
Collector - Emitter Voltage	V_{CE0}	65 45	V
Collector - Base Voltage	V_{CB0}	80 50	V
Emitter - Base Voltage	V_{EB0}	6.0	V
Collector Current - Continuous	I_c	100	mA

THERMAL CHARACTERISTICS

Parameter	Symbol	Value	Units
Max Power Dissipation	P_{TOT}	250	mW
Junction Temperature	T_J	-55 to 150	°C
Storage Temperature	T_{STG}	-55 to 150	°C



BC846BS / BC847AS

ELECTRICAL CHARACTERISTICS

Parameter	Symbol	Test Condition	MIN.	TYP.	MAX.	Units
Collector - Emitter Breakdown Voltage BC846BS BC847AS	$V_{(BR)CEO}$	$I_C=10mA, I_B=0$	65 45	-	-	V
Collector - Base Breakdown Voltage BC846BS BC847AS	$V_{(BR)CBO}$	$I_C=10\mu A, I_E=0$	80 50	-	-	V
Emitter - Base Breakdown Voltage	$V_{(BR)EBO}$	$I_E=1\mu A, I_C=0$	6	-	-	V
Emitter-Base Cutoff Current	I_{EBO}	$V_{EB}=5$	-	-	100	nA
Collector-Base Cutoff Current	I_{CBO}	$V_{CB}=30V, I_E=0$ $V_{CB}=30V, I_E=0, T_J=150^\circ C$	-	-	15 5	nA uA
DC Current Gain BC846BS BC847AS	h_{FE}	$I_C=10\mu A, V_{CE}=5V$	-	150 90	-	-
DC Current Gain BC846BS BC847AS	h_{FE}	$I_C=2mA, V_{CE}=5V$	200 110	290 180	450 220	-
Collector - Emitter Saturation Voltage	$V_{CE(SAT)}$	$I_C=10mA, I_B=0.5mA$ $I_C=100mA, I_B=5mA$	- -	55 200	100 300	mV
Base - Emitter Saturation Voltage	$V_{BE(SAT)}$	$I_C=10mA, I_B=0.5mA$ $I_C=100mA, I_B=5mA$	-	0.7 0.9	-	V
Base - Emitter Turn on Voltage	$V_{BE(ON)}$	$I_C=2mA, V_{CE}=5V$ $I_C=10mA, V_{CE}=5V$	0.58 -	0.66 -	0.7 0.77	V
Collector - Base Capacitance	C_{CBO}	$V_{CB}=10V, I_E=0, f=1MHz$	-	-	4.5	pF



BC846BS / BC847AS

ELECTRICAL CHARACTERISTICS CURVE

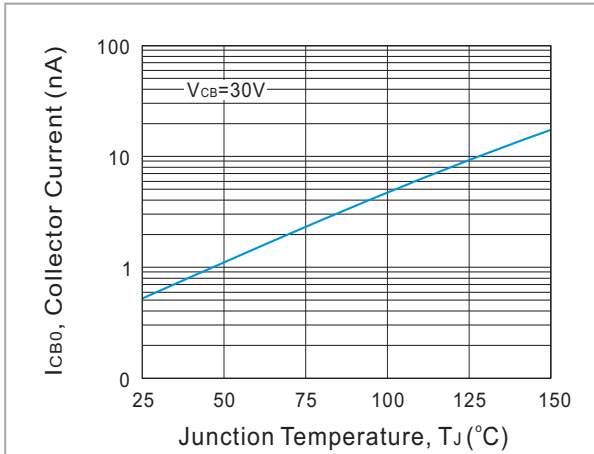


Fig. 1. Typical I_{CBO} vs. Junction Temperature

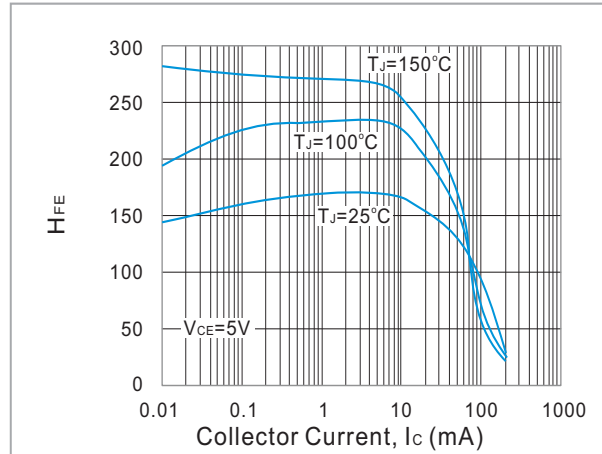


Fig. 2. Typical h_{FE} vs. Collector Current

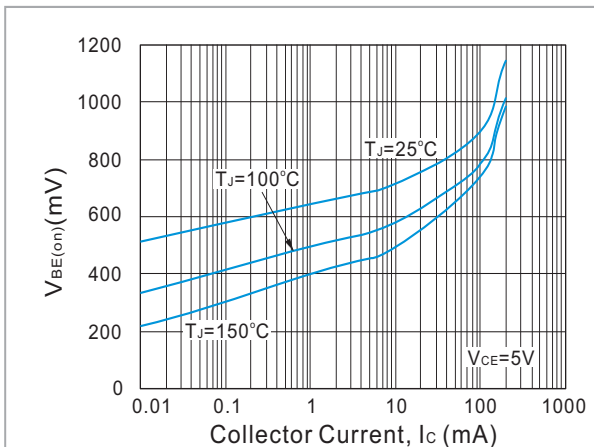


Fig. 3. Typical $V_{BE(on)}$ vs. Collector Current

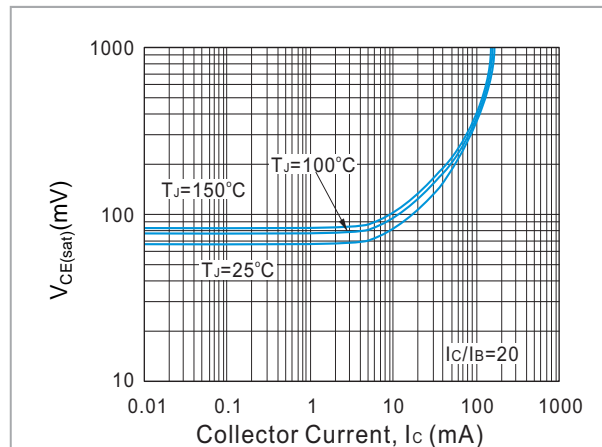


Fig. 4. Typical $V_{CE(sat)}$ vs. Collector Current

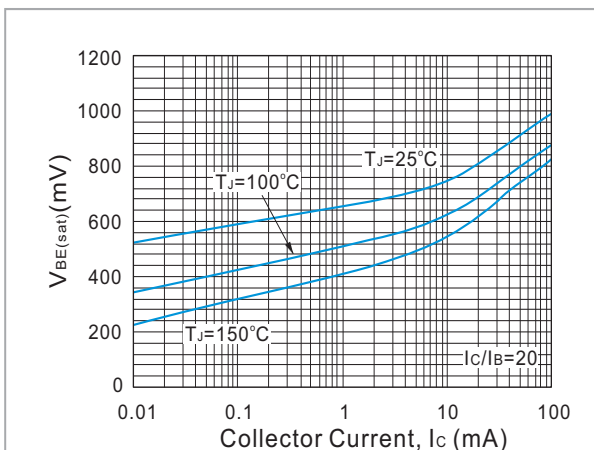


Fig. 5. Typical Capacitances vs. Reverse Voltage

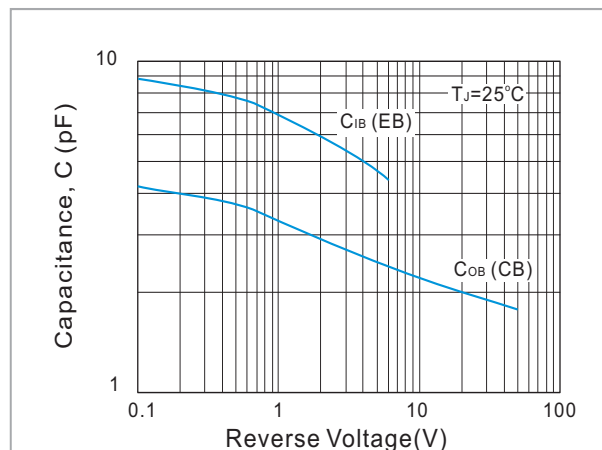
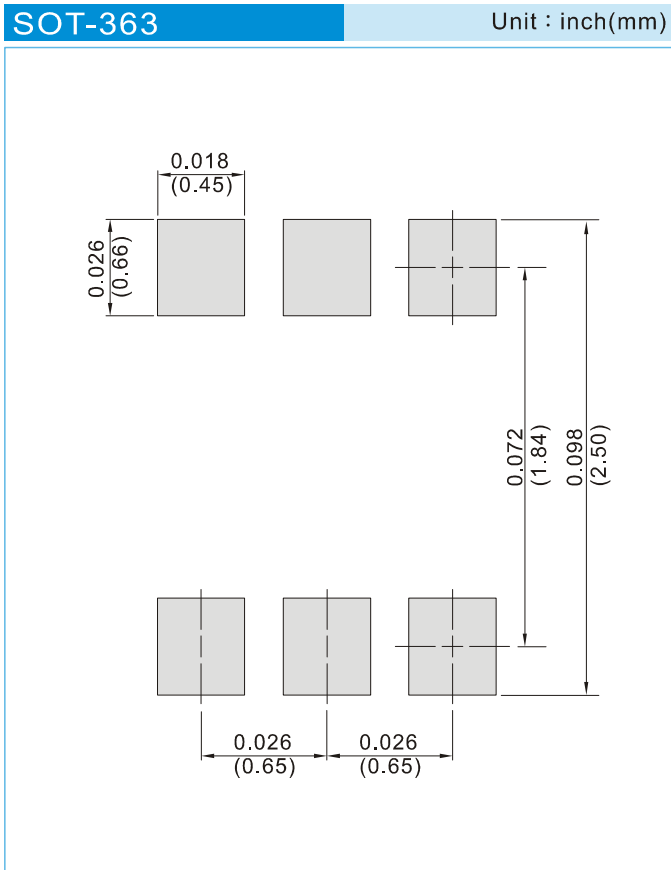


Fig. 6. Typical Capacitances vs. Reverse Voltage



BC846BS / BC847AS

MOUNTING PAD LAYOUT



ORDER INFORMATION

- Packing information
T/R - 10K per 13" plastic Reel
T/R - 3K per 7" plastic Reel



BC846BS / BC847AS

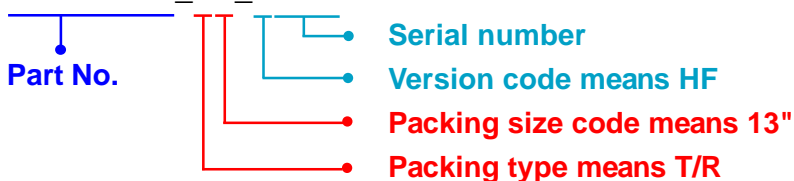
Part No_packing code_Version

BC846BS_R1_00001

BC846BS_R2_00001

For example :

RB500V-40_R2_00001



Packing Code XX				Version Code XXXXX		
Packing type	1 st Code	Packing size code	2 nd Code	HF or RoHS	1 st Code	2 nd ~5 th Code
Tape and Ammunition Box (T/B)	A	N/A	0	HF	0	serial number
Tape and Reel (T/R)	R	7"	1	RoHS	1	serial number
Bulk Packing (B/P)	B	13"	2			
Tube Packing (T/P)	T	26mm	X			
Tape and Reel (Right Oriented) (TRR)	S	52mm	Y			
Tape and Reel (Left Oriented) (TRL)	L	PANASERT T/B CATHODE UP (PBCU)	U			
FORMING	F	PANASERT T/B CATHODE DOWN (PBCD)	D			



BC846BS / BC847AS

Disclaimer

- Reproducing and modifying information of the document is prohibited without permission from Panjit International Inc..
- Panjit International Inc. reserves the rights to make changes of the content herein the document anytime without notification. Please refer to our website for the latest document.
- Panjit International Inc. disclaims any and all liability arising out of the application or use of any product including damages incidentally and consequentially occurred.
- Panjit International Inc. does not assume any and all implied warranties, including warranties of fitness for particular purpose, non-infringement and merchantability.
- Applications shown on the herein document are examples of standard use and operation. Customers are responsible in comprehending the suitable use in particular applications. Panjit International Inc. makes no representation or warranty that such applications will be suitable for the specified use without further testing or modification.
- The products shown herein are not designed and authorized for equipments requiring high level of reliability or relating to human life and for any applications concerning life-saving or life-sustaining, such as medical instruments, transportation equipment, aerospace machinery et cetera. Customers using or selling these products for use in such applications do so at their own risk and agree to fully indemnify Panjit International Inc. for any damages resulting from such improper use or sale.
- Since Panjit uses lot number as the tracking base, please provide the lot number for tracking when complaining.