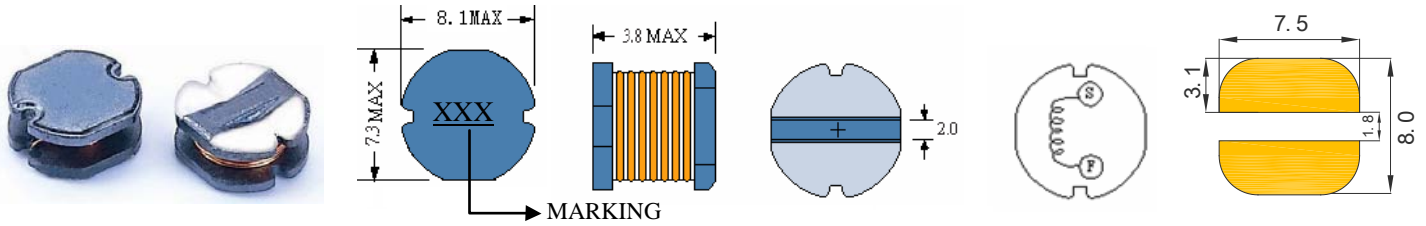


SMD POWER INDUCTORS



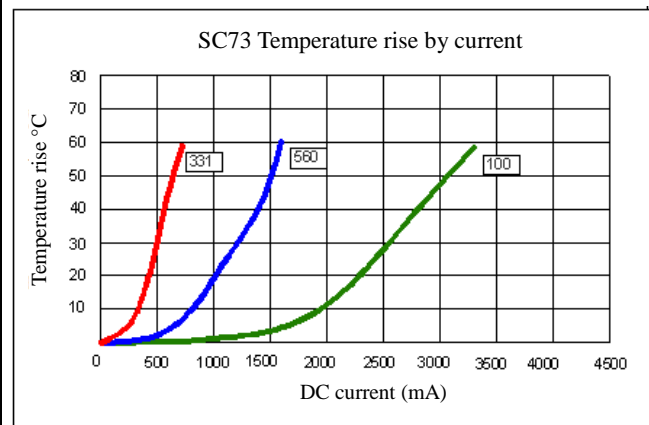
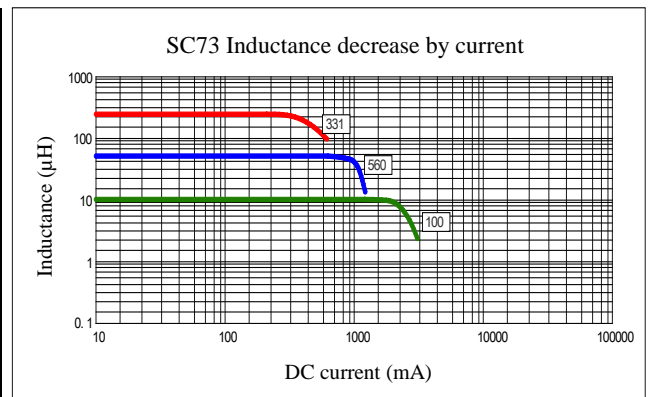
- Features

1. Open frame construction.



ELECTRICAL CHARACTERISTICS

Part Number	Inductance (uH) (1)	Test Frequency	DC Resistance (Ω MAX) (2)	Saturation Current (A) (3)	Temperature Current (A) (4)
SC73-100	10	2.52MHZ	80m	1.44	2.40
SC73-120	12	2.52MHZ	90m	1.39	2.20
SC73-150	15	2.52MHZ	100m	1.24	2.00
SC73-180	18	2.52MHZ	110m	1.12	1.80
SC73-220	22	2.52MHZ	130m	1.07	1.65
SC73-270	27	2.52MHZ	150m	0.94	1.50
SC73-330	33	2.52MHZ	170m	0.85	1.40
SC73-390	39	2.52MHZ	220m	0.74	1.30
SC73-470	47	2.52MHZ	250m	0.68	1.22
SC73-560	56	2.52MHZ	280m	0.64	1.13
SC73-680	68	2.52MHZ	330m	0.59	1.05
SC73-820	82	2.52MHZ	410m	0.54	0.96
SC73-101	100	1KHZ	480m	0.51	0.88
SC73-121	120	1KHZ	540m	0.49	0.80
SC73-151	150	1KHZ	750m	0.40	0.72
SC73-181	180	1KHZ	1.02	0.36	0.62
SC73-221	220	1KHZ	1.20	0.31	0.54
SC73-271	270	1KHZ	1.31	0.29	0.48
SC73-331	330	1KHZ	1.50	0.28	0.44



- (1). Inductance tolerance $\pm 20\%$ tested at 0.25V, 0ADC and 25°C.
- (2). DCR measured at 25°C.
- (3). The DC current at which the inductance decreases by 10% from its initial value.
- (4). The DC current that results in a 40°C temperature rise from 25°C ambient.

[Click here for QUANTITY PER REEL & PACKING INFORMATION](#)

Custom versions available upon request.



belfuse.com/signal

© 2019 Signal Transformer – Specification subject to change without notice. 12.19

128 Atlantic Avenue, Lynbrook, NY 11563
 Toll Free 866-239-5777 • Tel 516-239-5777 • Fax 516-239-7208
Sales@signaltransformer.com • techhelp@signaltransformer.com