


NO: PMS - 027	PRODUCT: EE-Series (Partial) – Photomicrosensors
DATE: February 2021	TYPE: DISCONTINUATION – Streamline Product Offering

EE-Series (Partial) Photomicrosensors – DISCONTINUATION

In an effort to streamline our product offering and focus on popular models of Omron’s line of Photomicrosensors, OMRON will discontinue the some of the EE-Series Photomicrosensors in February 2022. Although there are no direct drop-in replacements, Omron suggests consideration of our EE-SX1055 or EE-SX1096 for use in new designs. Please carefully read through this notification and note the differences. The following details will fully explain the discontinuation and suggested replacement considerations; should you have any additional questions, however, please communicate with the Sensor Product Manager, Cary Horan.



LAST Order date (Last Time Buy Date)

February 28, 2022

Product Discontinuation

Including, but not limited to, the following:

Photomicrosensor

- Model **EE-SA103**
- Model **EE-SA104**
- Model **EE-SX1128**



Suggested Replacement

Photomicrosensor

- Model **EE-SX1055**
- Model **EE-SX1055**
- Model **EE-SX1096**

Differences from discontinued product:



Suggested Replacement Model	Body Color	Dimensions	Wire connection	Mounting Dimensions	Characteristics	Operation ratings	Operation methods
EE-SX1055	**	--	**	*	**	-	-
EE-SX1096	**	--	**	*	*	-	-



- ** : Compatible
- * : The change is a little/Almost compatible
- : Not compatible
- : No corresponding specification



Details of applicable models:

Discontinued Model	Suggested replacement
EE-SA103	EE-SX1055
EE-SA104	EE-SX1055
EE-SX1128	EE-SX1096

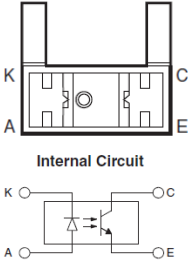
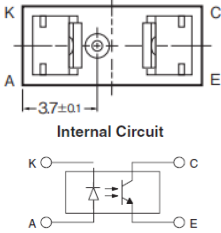
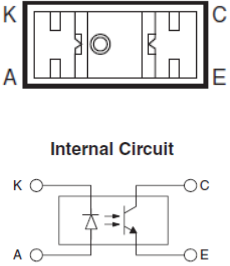
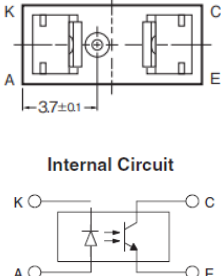
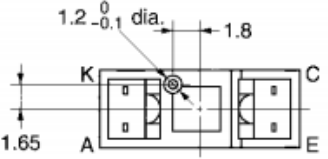
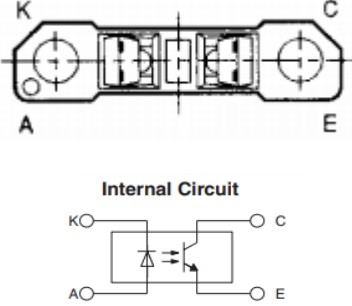
Body Color:

Discontinued Model EE-SA103	Suggested replacement EE-SX1055
Black 	Black 

Discontinued Model EE-SA104	Suggested replacement EE-SX1055
Black 	Black 

Discontinued Model Model EE-SX1228	Suggested replacement EE-SX1096
Black 	Black 

Wire Connection:

Discontinued Model EE-SA103	Suggested replacement EE-SX1055																				
 <p>Internal Circuit</p> <table border="1" data-bbox="349 546 535 661"> <thead> <tr> <th>Terminal No.</th> <th>Name</th> </tr> </thead> <tbody> <tr> <td>A</td> <td>Anode</td> </tr> <tr> <td>K</td> <td>Cathode</td> </tr> <tr> <td>C</td> <td>Collector</td> </tr> <tr> <td>E</td> <td>Emitter</td> </tr> </tbody> </table>	Terminal No.	Name	A	Anode	K	Cathode	C	Collector	E	Emitter	 <p>Internal Circuit</p> <table border="1" data-bbox="1031 514 1218 630"> <thead> <tr> <th>Terminal No.</th> <th>Name</th> </tr> </thead> <tbody> <tr> <td>A</td> <td>Anode</td> </tr> <tr> <td>K</td> <td>Cathode</td> </tr> <tr> <td>C</td> <td>Collector</td> </tr> <tr> <td>E</td> <td>Emitter</td> </tr> </tbody> </table>	Terminal No.	Name	A	Anode	K	Cathode	C	Collector	E	Emitter
Terminal No.	Name																				
A	Anode																				
K	Cathode																				
C	Collector																				
E	Emitter																				
Terminal No.	Name																				
A	Anode																				
K	Cathode																				
C	Collector																				
E	Emitter																				
Discontinued Model EE-SA104	Suggested replacement EE-SX1055																				
 <p>Internal Circuit</p> <table border="1" data-bbox="332 1081 544 1207"> <thead> <tr> <th>Terminal No.</th> <th>Name</th> </tr> </thead> <tbody> <tr> <td>A</td> <td>Anode</td> </tr> <tr> <td>K</td> <td>Cathode</td> </tr> <tr> <td>C</td> <td>Collector</td> </tr> <tr> <td>E</td> <td>Emitter</td> </tr> </tbody> </table>	Terminal No.	Name	A	Anode	K	Cathode	C	Collector	E	Emitter	 <p>Internal Circuit</p> <table border="1" data-bbox="1023 1102 1242 1228"> <thead> <tr> <th>Terminal No.</th> <th>Name</th> </tr> </thead> <tbody> <tr> <td>A</td> <td>Anode</td> </tr> <tr> <td>K</td> <td>Cathode</td> </tr> <tr> <td>C</td> <td>Collector</td> </tr> <tr> <td>E</td> <td>Emitter</td> </tr> </tbody> </table>	Terminal No.	Name	A	Anode	K	Cathode	C	Collector	E	Emitter
Terminal No.	Name																				
A	Anode																				
K	Cathode																				
C	Collector																				
E	Emitter																				
Terminal No.	Name																				
A	Anode																				
K	Cathode																				
C	Collector																				
E	Emitter																				
Discontinued Model EE-SX1228	Suggested replacement EE-SX1096																				
 <p>Internal Circuit</p> <table border="1" data-bbox="324 1680 560 1827"> <thead> <tr> <th>Terminal No.</th> <th>Name</th> </tr> </thead> <tbody> <tr> <td>A</td> <td>Anode</td> </tr> <tr> <td>K</td> <td>Cathode</td> </tr> <tr> <td>C</td> <td>Collector</td> </tr> <tr> <td>E</td> <td>Emitter</td> </tr> </tbody> </table>	Terminal No.	Name	A	Anode	K	Cathode	C	Collector	E	Emitter	 <p>Internal Circuit</p> <table border="1" data-bbox="998 1701 1242 1837"> <thead> <tr> <th>Terminal No.</th> <th>Name</th> </tr> </thead> <tbody> <tr> <td>A</td> <td>Anode</td> </tr> <tr> <td>K</td> <td>Cathode</td> </tr> <tr> <td>C</td> <td>Collector</td> </tr> <tr> <td>E</td> <td>Emitter</td> </tr> </tbody> </table>	Terminal No.	Name	A	Anode	K	Cathode	C	Collector	E	Emitter
Terminal No.	Name																				
A	Anode																				
K	Cathode																				
C	Collector																				
E	Emitter																				
Terminal No.	Name																				
A	Anode																				
K	Cathode																				
C	Collector																				
E	Emitter																				

Dimensions:

**Discontinued Model
EE-SA103**

Dimensions
 W×L×H: 9mm×7.7mm×6mm Slot width : 3mm

**Suggested replacement
EE-SX1055**

Dimensions
 W×L×H: 8.9mm×4mm×5.4mm Slot width : 2.8mm

**Discontinued Model
EE-SA104**

Dimensions
 W×L×H: 9mm×4mm×9.7mm Slot width : 3mm

**Suggested replacement
EE-SX1055**

Dimensions
 W×L×H: 8.9mm×4mm×5.4mm Slot width : 2.8mm

**Discontinued Model
EE-SX1228**

Dimensions
 W×L×H: 13.5mm×5.2mm×9.3mm Slot width : 4.2mm

**Suggested replacement
EE-SX1096**

Dimensions
 W×L×H: 25mm×6mm×10mm Slot width : 3.4mm

Characteristics:

Item	Discontinued Model EE-SA103	Suggested replacement EE-SX1055
Emitter forward current	Maximum Ratings 50 mA	
Emitter pulse forward current	Maximum Ratings 1 A (Conditions The pulse width is 10 μs maximum with a frequency of 100 Hz.)	
Emitter reverse voltage	Maximum Ratings 4 V	
Detector Collector–Emitter voltage	Maximum Ratings 30 V	
Detector collector current	Maximum Ratings 20 mA	
Detector collector dissipation	Maximum Ratings 100mW	
Operating temperature	-25°C~85°C	
Storage temperature	-30°C~100°C	
Emitter forward voltage	TYP:1.2 V MAX:1.5 V (Conditions IF=30mA)	
Emitter reverse current	TYP:0.01 μA MAX:10 μA (Conditions VR=4V)	
Emitter peak emission wavelength	TYP:940nm (Conditions IF=20mA)	
Detector light current	MIN:0.5 mA MAX:14 mA (Conditions IF=20mA, VCE=10V)	
Detector dark current	TYP:2 nA MAX:200 nA (Conditions VCE=10V, 0lx)	
Detector Collector–Emitter saturated voltage	TYP:0.1 V MAX:0.4 V (Conditions IF=20mA, IL=0.1mA)	
Detector peak spectral sensitivity wavelength	TYP:850 nm (Conditions VCE=10V)	
Rising time	TYP:4 μs (Conditions Vcc=5V, RL=100Ω, IL=5mA)	
Falling time	TYP:4 μs (Conditions Vcc=5V, RL=100Ω, IL=5mA)	

Characteristics Continued:

Item	Discontinued Model EE-SA104	Suggested replacement EE-SX1055
Emitter forward current	Maximum Ratings 50 mA	
Emitter pulse forward current	Maximum Ratings 1 A (Conditions The pulse width is 10 μ s maximum with a frequency of 100 Hz.)	
Emitter reverse voltage	Maximum Ratings 4 V	
Detector Collector–Emitter voltage	Maximum Ratings 30 V	
Detector collector current	Maximum Ratings 20 mA	
Detector collector dissipation	Maximum Ratings 100mW	
Operating temperature	-25°C~85°C	
Storage temperature	-30°C~100°C	
Emitter forward voltage	TYP:1.2 V MAX:1.5 V (Conditions $I_F=30mA$)	
Emitter reverse current	TYP:0.01 μ A MAX:10 μ A (Conditions $V_R=4V$)	
Emitter peak emission wavelength	TYP:940nm (Conditions $I_F=20mA$)	
Detector light current	MIN:0.5 mA MAX:14 mA (Conditions $I_F=20mA$, $V_{CE}=10V$)	
Detector dark current	TYP:2 nA MAX:200 nA (Conditions $V_{CE}=10V$, 0lx)	
Detector Collector–Emitter saturated voltage	TYP:0.1 V MAX:0.4 V (Conditions $I_F=20mA$, $I_L=0.1mA$)	
Detector peak spectral sensitivity wavelength	TYP:850 nm (Conditions $V_{CE}=10V$)	
Rising time	TYP:4 μ s (Conditions $V_{CC}=5V$, $R_L=100\Omega$, $I_L=5mA$)	
Falling time	TYP:4 μ s (Conditions $V_{CC}=5V$, $R_L=100\Omega$, $I_L=5mA$)	

Characteristics Continued:

Item	Discontinued Model EE-SX1128	Suggested replacement EE-SX1096
Emitter forward current	Maximum Ratings 50 mA	
Emitter pulse forward current	Maximum Ratings 1 A (Conditions The pulse width is 10 μ s maximum with a frequency of 100 Hz.)	
Emitter reverse voltage	Maximum Ratings 4 V	
Detector Collector–Emitter voltage	Maximum Ratings 30 V	
Detector collector current	Maximum Ratings 20 mA	
Detector collector dissipation	Maximum Ratings 100mW	
Operating temperature	-25°C~85°C	
Storage temperature	-30°C~100°C	
Emitter forward voltage	TYP:1.2 V MAX:1.5 V (Conditions IF=30mA)	
Emitter reverse current	TYP:0.01 μ A MAX:10 μ A (Conditions VR=4V)	
Emitter peak emission wavelength	TYP:940nm (Conditions IF=20mA)	
Detector light current	MIN:0.5 mA MAX:10 mA (Conditions IF=20mA, VCE=10V)	MIN:0.5 mA MAX:14 mA (Conditions IF=20mA, VCE=10V)
Detector dark current	TYP:2 nA MAX:200 nA (Conditions VCE=10V, 0lx)	
Detector Collector–Emitter saturated voltage	TYP:0.1 V MAX:0.4 V (Conditions IF=20mA, IL=0.1mA)	
Detector peak spectral sensitivity wavelength	TYP:850 nm (Conditions VCE=10V)	
Rising time	TYP:4 μ s (Conditions Vcc=5V, RL=100 Ω , IL=5mA)	
Falling time	TYP:4 μ s (Conditions Vcc=5V, RL=100 Ω , IL=5mA)	

* Sales teams should communicate this discontinuation with their OEM's and CEM's.
For further technical support and any questions, please communicate with Product Marketing.

Specifications in this product news are as of the issue date and are subject to change without notice.
Only main changes in specifications are described in this document. Please be sure to read the relevant catalogs, datasheets, product specifications, instructions, and manuals for precautions and necessary information when using products.
This PCN is intended for use in the Americas
Last time buy dates are subject to change based on availability