


SSP3A225F7

Harmony, Solid state relay, 25 A, panel mount, zero voltage switching, input 90...140 V AC, output 48...530 V AC



Main

Range of Product	Harmony Solid State Relays
Product or Component Type	Solid state relay up to 30 A
Device short name	SSP
Mounting Support	Panel
Number of phases	3 phase
Line Rated Current	25 A
Solid state output type	Zero voltage switching
Output switching mode	Zero voltage switching

Complementary

Control Type	Without test button
[Uc] control circuit voltage	90...140 V AC
Minimum switching voltage	90 V AC turn-on
Maximum switching voltage	10 V AC turn-off
Response time	20 ms (turn-on) 30 ms (turn-off)
Input current	7...16 mA
Output voltage	48...530 V AC
Load current	0.1...25 A
Transient overvoltage	1200 V
Surge current	275 A 20 ms 300 A 16.6 ms 85 A 1 s
Maximum I ² t for fusing	380 A ² .S for 10 ms at 50 Hz 370 A ² .s for 8.3 ms at 60 Hz
Maximum leakage current	3 mA off-state
Maximum voltage drop	<1.35 V on-state
DV/dt	500 V/μs off-state at maximum voltage
Power factor	0.5 (with maximum load)
Motor controller rating	0.75 Hp 104 °F (40 °C) 120 V AC 1 Hp 104 °F (40 °C) 240 V AC 3 Hp 104 °F (40 °C) 480 V AC 4.4 hp 104 °F (40 °C) 530 V AC
Motor power kW	0.56 kW 104 °F (40 °C) 120 V AC 0.74 kW 104 °F (40 °C) 240 V AC 2.22 kW 104 °F (40 °C) 480 V AC 3.24 kW 104 °F (40 °C) 530 V AC
Insulation resistance	>= 1000 MOhm at 500 V DC
Maximum capacitance	8 pF for input/output
Dielectric strength	4 kV AC for input/output 4 kV AC for input or output to case
Tightening torque	0.9...1.1 N.m for input 1.7...2.2 N.m for output
Connections - terminals	Screw terminals 1 x 0.2...1 x 2.5 mm ² , AWG 24...AWG 14) input Screw terminals 1 x 1.5...1 x 10 mm ² , AWG 16...AWG 8) output
Thermal resistance	0.24 °C/W
LED indicator	LED, green input

IP degree of protection	IP20
Net Weight	0.53 lb(US) (0.24 kg)
Width	3.99 in (101.3 mm)
Height	3.14 in (79.7 mm)
Depth	1.39 in (35.4 mm)
Device presentation	Complete product

Environment

Flame retardance	V0 conforming to UL 94
Ambient Air Temperature for Operation	-40...176 °F (-40...80 °C)
Ambient Air Temperature for Storage	-40...257 °F (-40...125 °C)
Pollution degree	2
Overvoltage category	III
Product Certifications	CSA UL
Marking	CE
Standards	IEC 61000 IEC 60950-1 IEC 62314

Ordering and shipping details

Category	22375-INTERFACE MODULE(ABA,R,S)
Discount Schedule	CP2
GTIN	3606480579813
Nbr. of units in pkg.	1
Package weight(Lbs)	9.81 oz (278.0 g)
Returnability	No
Country of origin	MX

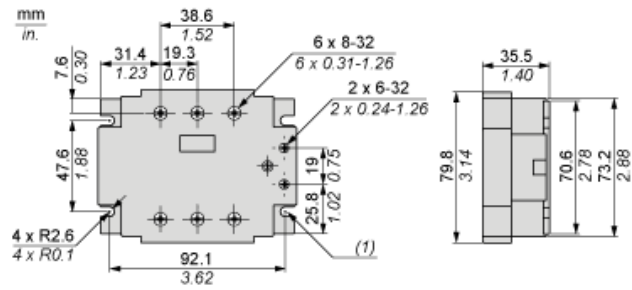
Packing Units

Unit Type of Package 1	PCE
Package 1 Height	1.57 in (4 cm)
Package 1 width	3.35 in (8.5 cm)
Package 1 Length	4.72 in (12 cm)
Unit Type of Package 2	S02
Number of Units in Package 2	27
Package 2 Weight	25.55 lb(US) (11.588 kg)
Package 2 Height	5.91 in (15 cm)
Package 2 width	11.81 in (30 cm)
Package 2 Length	15.75 in (40 cm)

Offer Sustainability

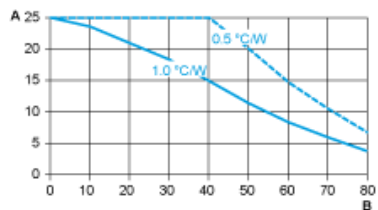
Sustainable offer status	Green Premium product
California proposition 65	WARNING: This product can expose you to chemicals including: Lead and lead compounds, which is known to the State of California to cause cancer and birth defects or other reproductive harm. For more information go to www.P65Warnings.ca.gov
REACH Regulation	REACH Declaration
EU RoHS Directive	Pro-active compliance (Product out of EU RoHS legal scope) EU RoHS Declaration
Mercury free	Yes
RoHS exemption information	Yes
China RoHS Regulation	China RoHS Declaration
Environmental Disclosure	Product Environmental Profile
Circularity Profile	End Of Life Information

Dimensions



(1) 4 Mounting slots

Derating Curves



A : Load Current (Amperes)
B : Ambient Temperature (°C)