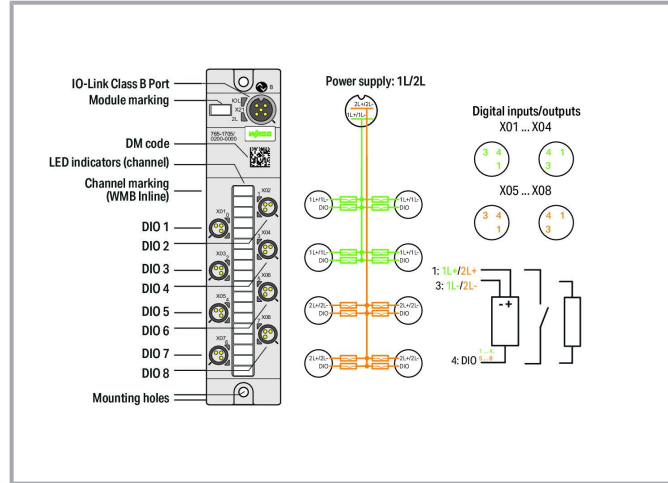


Data sheet | Item number: 765-1705/200-000

8-channel digital input/output; IO Link Class B Hub; DC 24 V / 2.0 A; 8xM8 connection; HubLine



www.wago.com/765-1705/200-000



Data

Technical data

IO-Link

Communication

IO-Link slave (class B)

Connection technology: communication/fieldbus

1 x A-coded M12; 5-pole

Device functions

Parameter

Input filter
Output current
Temperature

Diagnostics

Undervoltage; overcurrent; overload; overtemperature

Digital inputs/outputs

Number of digital inputs

8

Subject to changes. Please also observe the further product documentation!

WAGO GmbH & Co. KG

Hansastr. 27

32423 Minden

Phone: +49571 887-0 | Fax: +49571 887-169

Email: info.de@wago.com | Web: www.wago.com

Do you have any questions about our products?

We are always happy to take your call at +49 (571) 887-44222.



Number of digital outputs	8
Connection technology: inputs/outputs	8 x M8; 3-pole
Signal type (voltage)	24 VDC
Input characteristic	high-side switching
Input filter	0.2 ... 20 ms
Input characteristic	Type 3, per IEC 61131-2
Output current (per channel)	2 A

Supply

Connection technology: supply	1 x A-coded M12; 5-pole; via IO-Link port (1L/2L)
Supply voltage	24 VDC (18 ... 31.2 V); 1L/2L
Current consumption (max.)	4000 mA
Current consumption (note)	1L: 0.2 A; 2L: 0.1 A; + load current
Reverse voltage protection	Yes

Physical data

Width	35 mm / 1.378 inches
Height	30 mm / 1.181 inches
Depth	158.5 mm / 6.24 inches

Mechanical Data

Weight	120 g
Conformity marking	CE

Environmental requirements

Ambient temperature (operation)	-25 ... +70 °C
Ambient temperature (storage)	-40 ... +80 °C
Protection type	IP67
Protection class	III per EN 61140, IEC 61140, VDE 0140-1
Operating altitude	0 ... 2000 m / 0 ... 6562 ft
Pollution degree	3 (EN 60664-1)
Overvoltage category	II (EN 60664-1)
Vibration resistance	5g per IEC 60068-2-6
Shock resistance	Short-term: 50g/11 ms/half-sine per IEC 60068-2-27; Long-term: 30g/6 ms/half-sine per IEC 60068-2-29
EMC immunity to interference	per EN 61000-6-2
EMC emission of interference	per EN 61000-6-4

Subject to changes. Please also observe the further product documentation!

WAGO GmbH & Co. KG
 Hansastr. 27
 32423 Minden
 Phone: +49571 887-0 | Fax: +49571 887-169
 Email: info.de@wago.com | Web: www.wago.com

Do you have any questions about our products?
 We are always happy to take your call at +49 (571) 887-44222.

Commercial data


ETIM 8.0	EC001599
ETIM 7.0	EC001599
PU (SPU)	1 pcs
Packaging type	Box
Country of origin	DE
GTIN	4055143949781
Customs tariff number	85371098990

Environmental Product Compliance

RoHS Compliance Status	Compliant, No Exemption
------------------------	-------------------------





Approvals / Certificates

Declarations of conformity and manufacturer's declarations

Logo	Approval	Additional Approval Text	Certificate name
	EU-Declaration of Conformity WAGO GmbH & Co. KG	-	-

Required accessories


Marking accessories

Marking strip		
	Item no.: 2009-110 Marking strips; for Smart Printer; on reel; not stretchable; plain; snap-on type; white	www.wago.com/2009-110
Marker		
	Item no.: 2009-115 WMB-Inline; for Smart Printer; 1500 pieces on roll; stretchable 5 - 5.2 mm; plain; snap-on type; white	www.wago.com/2009-115
Cover		
Cover		
	Item no.: 756-8103 M12 protective cap; for unused plugs	www.wago.com/756-8103
	Item no.: 756-8101 M8 protective cap; for unused sockets	www.wago.com/756-8101

Subject to changes. Please also observe the further product documentation!

Tool











Assembly tool

	Item no.: 206-701 Torque wrench M8 and M12; Assembly kit	www.wago.com/206-701
---	--	--














Optional accessories

Cables and pluggable connectors

Sensor/actuator cable

	Item no.: 756-5402/050-010 Sensor/Actuator cable; M12A socket; straight; M12A plug; angled; 5-pole; Length: 1 m	www.wago.com/756-5402/050-010
	Item no.: 756-5501/030-020 Sensor/Actuator cable; M12A socket; straight; M8 plug; straight; 3-pole; Length: 2 m	www.wago.com/756-5501/030-020
	Item no.: 756-5502/030-010 Sensor/Actuator cable; M12A socket; straight; M8 plug; angled; 3-pole; Length: 1 m	www.wago.com/756-5502/030-010
	Item no.: 756-5502/030-020 Sensor/Actuator cable; M12A socket; straight; M8 plug; angled; 3-pole; Length: 2 m	www.wago.com/756-5502/030-020
	Item no.: 756-5503/030-010 Sensor/Actuator cable; M12A socket; angled; M8 plug; straight; 3-pole; Length: 1 m	www.wago.com/756-5503/030-010
	Item no.: 756-5503/030-020 Sensor/Actuator cable; M12A socket; angled; M8 plug; straight; 3-pole; Length: 2 m	www.wago.com/756-5503/030-020
	Item no.: 756-5301/050-015 Sensor/Actuator cable; M12A socket; straight; 5-pole; Length: 1.5 m	www.wago.com/756-5301/050-015
	Item no.: 756-5111/030-015 Sensor/Actuator cable; M8 plug; straight; 3-pole; Length: 1.5 m	www.wago.com/756-5111/030-015
	Item no.: 756-5111/030-050 Sensor/Actuator cable; M8 plug; straight; 3-pole; Length: 5 m	www.wago.com/756-5111/030-050
	Item no.: 756-5111/030-100 Sensor/Actuator cable; M8 plug; straight; 3-pole; Length: 10 m	www.wago.com/756-5111/030-100

Subject to changes. Please also observe the further product documentation!

	Item no.: 756-5112/030-100 Sensor/Actuator cable; M8 plug; angled; 3-pole; Length: 10 m	www.wago.com/756-5112/030-100
	Item no.: 756-5112/030-015 Sensor/Actuator cable; M8 plug; angled; 3-pole; Length: 1.5 m	www.wago.com/756-5112/030-015
	Item no.: 756-5112/030-050 Sensor/Actuator cable; M8 plug; angled; 3-pole; Length: 5 m	www.wago.com/756-5112/030-050
	Item no.: 756-5302/050-050 Sensor/Actuator cable; M12A socket; angled; 5-pole; Length: 5 m	www.wago.com/756-5302/050-050
	Item no.: 756-5302/050-100 Sensor/Actuator cable; M12A socket; angled; 5-pole; Length: 10 m	www.wago.com/756-5302/050-100
	Item no.: 756-5404/050-020 Sensor/Actuator cable; M12A socket; angled; M12A plug; angled; 5-pole; Length: 2 m	www.wago.com/756-5404/050-020
	Item no.: 756-5404/050-010 Sensor/Actuator cable; M12A socket; angled; M12A plug; angled; 5-pole; Length: 1 m	www.wago.com/756-5404/050-010
	Item no.: 756-5201/030-010 Sensor/Actuator cable; M8 socket; straight; M8 plug; straight; 3-pole; Length: 1 m	www.wago.com/756-5201/030-010
	Item no.: 756-5201/030-020 Sensor/Actuator cable; M8 socket; straight; M8 plug; straight; 3-pole; Length: 2 m	www.wago.com/756-5201/030-020
	Item no.: 756-5202/030-020 Sensor/Actuator cable; M8 socket; straight; M8 plug; angled; 3-pole; Length: 2 m	www.wago.com/756-5202/030-020
	Item no.: 756-5202/030-010 Sensor/Actuator cable; M8 socket; straight; M8 plug; angled; 3-pole; Length: 1 m	www.wago.com/756-5202/030-010
	Item no.: 756-5203/030-010 Sensor/Actuator cable; M8 socket; angled; M8 plug; straight; 3-pole; Length: 1 m	www.wago.com/756-5203/030-010
	Item no.: 756-5203/030-020 Sensor/Actuator cable; M8 socket; angled; M8 plug; straight; 3-pole; Length: 2 m	www.wago.com/756-5203/030-020

Subject to changes. Please also observe the further product documentation!



Item no.: 756-5302/050-015
Sensor/Actuator cable; M12A socket; angled; 5-pole; Length: 1.5 m

www.wago.com/756-5302/050-015



Item no.: 756-5204/030-020
Sensor/Actuator cable; M8 socket; angled; M8 plug; angled; 3-pole; Length: 2 m

www.wago.com/756-5204/030-020



Item no.: 756-5204/030-010
Sensor/Actuator cable; M8 socket; angled; M8 plug; angled; 3-pole; Length: 1 m

www.wago.com/756-5204/030-010



Item no.: 756-5501/030-010
Sensor/Actuator cable; M12A socket; straight; M8 plug; straight; 3-pole; Length: 1 m

www.wago.com/756-5501/030-010



Item no.: 756-5402/050-020
Sensor/Actuator cable; M12A socket; straight; M12A plug; angled; 5-pole; Length: 2 m

www.wago.com/756-5402/050-020



Item no.: 756-5403/050-020
Sensor/Actuator cable; M12A socket; angled; M12A plug; straight; 5-pole; Length: 2 m

www.wago.com/756-5403/050-020



Item no.: 756-5403/050-010
Sensor/Actuator cable; M12A socket; angled; M12A plug; straight; 5-pole; Length: 1 m

www.wago.com/756-5403/050-010



Item no.: 756-5301/050-100
Sensor/Actuator cable; M12A socket; straight; 5-pole; Length: 10 m

www.wago.com/756-5301/050-100



Item no.: 756-5301/050-050
Sensor/Actuator cable; M12A socket; straight; 5-pole; Length: 5 m

www.wago.com/756-5301/050-050



Item no.: 756-5401/050-010
Sensor/Actuator cable; M12A socket; straight; M12A plug; straight; 5-pole; Length: 1 m

www.wago.com/756-5401/050-010



Item no.: 756-5401/050-020
Sensor/Actuator cable; M12A socket; straight; M12A plug; straight; 5-pole; Length: 2 m

www.wago.com/756-5401/050-020



Item no.: 756-5504/030-010
Sensor/Actuator cable; M12A socket; angled; M8 plug; angled; 3-pole; Length: 1 m

www.wago.com/756-5504/030-010



Item no.: 756-5504/030-020
Sensor/Actuator cable; M12A socket; angled; M8 plug; angled; 3-pole; Length: 2 m

www.wago.com/756-5504/030-020

Configurable connectors

Subject to changes. Please also observe the further product documentation!



Item no.: 756-9102/030-000
Fitted pluggable connector; 3-pole; M8 plug, straight; IDC technology

www.wago.com/756-9102/030-000



Item no.: 756-9105/030-000
Fitted pluggable connector; 3-pole; M8 plug, right angle; IDC technology

www.wago.com/756-9105/030-000

Downloads

Documentation

Manual

Product Manual 8-Channel Digital Input/Output; IO Link Class B Hub DC 24 V / 2.0 A; 8xM8 Connection; HubLine	V 2.0.0 2022 Jul 19	pdf 3.7 MB	Download
---	------------------------	---------------	----------

Instruction Leaflet

I/O System Field package insert	2021 Dec 15	pdf 1.1 MB	Download
---------------------------------	-------------	---------------	----------

System Description

WAGO I/O System Field; General Product Information		pdf 1.0 MB	Download
--	--	---------------	----------

Engineering-Software

WAGO IO-Link Configurator

WAGO IO-Link Configurator	V5.1.1-6618 2022 Feb 16	ZIP 91.8 MB	Download
---------------------------	----------------------------	----------------	----------

WAGO IO-Link Configurator allows configuration, parameterization, operation and monitoring of WAGO IO-Link Masters in the WAGO I/O System 750 and WAGO I/O System Field, and especially of the WAGO IO-Link devices connected to them.

Additionally, WAGO IO-Link Configurator can be used for complete configuration and operation of all IO-Link devices of third-party manufacturers, as long as they comply with the IO-Link specification. A product's process data can be visualized graphically and stored in trend curves. Up to eight elements can be selected for visualization, and the data can be recorded for up to 24 hours.

Device description files for the IO-Link Masters (IOLM) or IO-Link Devices (IODD) can be used to integrate new devices into the tool at any time. Convenient access to the IO-Link user organization's IODDfinder is available for the IODDs. This allows automated, selective download of IODDs when integrating new IO-Link devices. An integrated IODD viewer allows detailed insight into the IODD device description.

WAGO IO-Link Configurator can be used either as a standalone program or integrated into engineering systems with a TCI interface and WAGO-I/O-CHECK.

IO-Link Configurator can also be used to integrate the IO-Link Master (750-657) of the WAGO I/O System 750 Series and to access all the configurator's functions. This is made possible by the WAGO I/O System 750 IO-Link Adapter, which can be retrofitted. The WAGO I/O System 750 IO-Link Adapter requires the current version of WAGO IO-Link Configurator and a current version of WAGO-I/O-CHECK.

Subject to changes. Please also observe the further product documentation!

WAGO GmbH & Co. KG
Hansastr. 27
32423 Minden
Phone: +49571 887-0 | Fax: +49571 887-169
Email: info.de@wago.com | Web: www.wago.com

Do you have any questions about our products?
We are always happy to take your call at +49 (571) 887-44222.



In addition, the download file contains the device descriptions for the respective fieldbus systems of the WAGO I/O System Field modules. These are pre-installed in the Configurator setup.

The WAGO IO-Link Configurator license is assigned to the specific PC on which it is installed (a workstation license).

Register now and test our engineering software for 30 days at no cost.

Runtime Software

Firmware

0765-17xx, IO-Field	V 02	zip	Download
WAGO_FW0765_17xx_V01000010_IX02	2023 Feb 2	341.9 kB	

CAD/CAE-Data

CAD data

2D/3D Models 765-1705/200-000	URL	Download
-------------------------------	-----	----------

CAE data

ZUKEN Portal 765-1705/200-000	URL	Download
-------------------------------	-----	----------

EPLAN Data Portal 765-1705/200-000	URL	Download
------------------------------------	-----	----------

Environmental Product Compliance

Compliance Search

Environmental Product Compliance 765-1705/200-000 8-channel digital input/output; IO Link Class B Hub; DC 24 V / 2.0 A; 8xM8 connection; HubLine	URL	Download
---	-----	----------

Installation Notes

Product family

WAGO I/O System Field
[Show all products from the family](#)

Subject to changes. Please also observe the further product documentation!