

High Frequency Ceramic Solutions

1810 MHz Low Pass Filter

P/N 1810LP07A200

Detail Specification: 10/27/10

Page 1 of 2

General Specifications

Part Number	1810LP07A200
Frequency (MHz)	1710 - 1910
Insertion Loss	0.5 dB max.
Return Loss	10.9 dB min.
Attenuation (min.)	20 dB @ 2 x Fo
Attenuation (min.)	20 dB @ 3 x Fo

Impedance	50 Ω
Operating Temperature	-40 to +85°C
Reel Quantity	10,000
Input Power	3 W max.

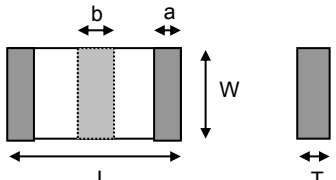
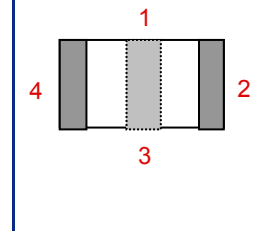
P/N Suffix	Packaging Style	Bulk	Suffix = S	Eg. 1810LP07A200S
		T & R	Suffix = T	Eg. 1810LP07A200T
	Termination Style	100% Tin	Suffix = None	Eg. 1810LP07A200(S or T)
		Tin / Lead	Suffix = /Pb	Eg. 1810LP07A200(S or T)/Pb

Terminal Configuration

No.	Function
1	GND
2	OUT
3	GND
4	IN

Mechanical Dimensions

	In	mm
L	0.039 ± 0.002	1.00 ± 0.05
W	0.020 ± 0.002	0.50 ± 0.05
T	0.015 ± 0.002	0.38 ± 0.05
a	0.006 ± 0.004	0.15 ± 0.10
b	0.010 ± 0.004	0.25 ± 0.10

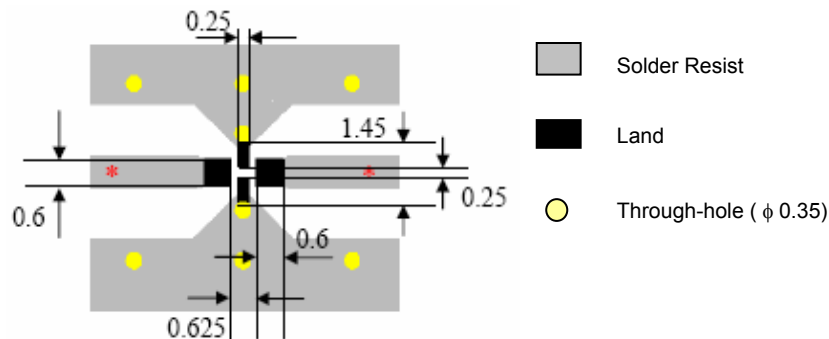



Mounting Considerations

Mount these devices with brown mark facing up.

Line width should be designed to provide 50 Ω impedance matching characteristics.

Units: mm



Johanson Technology, Inc. reserves the right to make design changes without notice.

All sales are subject to Johanson Technology, Inc. terms and conditions.



www.johansontechnology.com

4001 Calle Tecate • Camarillo, CA 93012 • TEL 805.389.1166 FAX 805.389.1821

2010 Johanson Technology, Inc. All Rights Reserved

High Frequency Ceramic Solutions

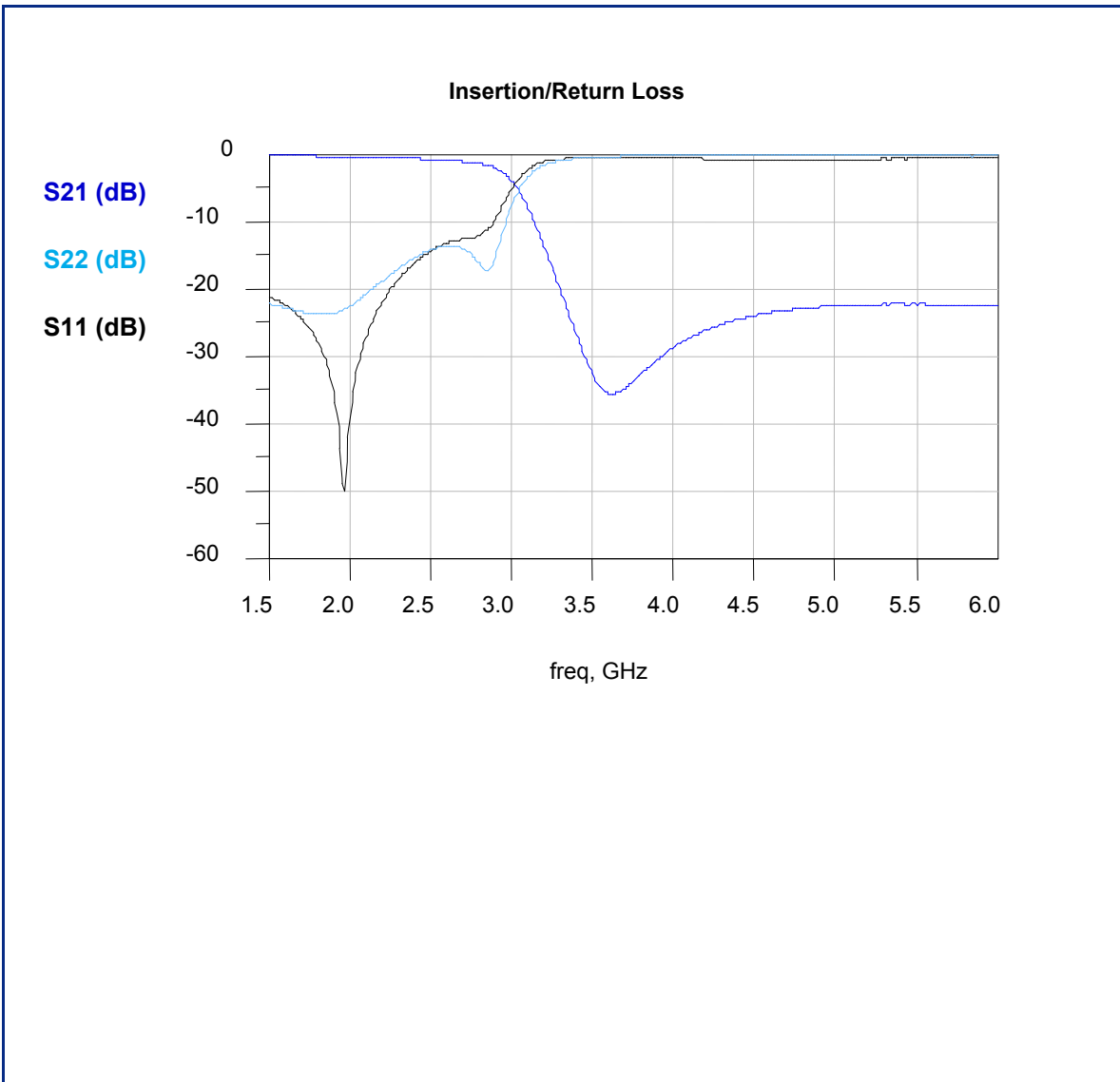
1810 MHz Low Pass Filter

P/N 1810LP07A200

Detail Specification: 10/27/10

Page 2 of 2

Typical Electrical Performance (T=25°C)



Johanson Technology, Inc. reserves the right to make design changes without notice.

All sales are subject to Johanson Technology, Inc. terms and conditions.



www.johansontechnology.com

4001 Calle Tecate • Camarillo, CA 93012 • TEL 805.389.1166 FAX 805.389.1821

2010 Johanson Technology, Inc. All Rights Reserved