

FEATURES

- RoHS compliant
- High current, low DCR
- Surface mount
- Pick & place compatible
- J-STD-020D reflow
- Backward compatible with Sn/Pb soldering systems

DESCRIPTION

The 3700 series is a range of surface mount, flat-coil wound power inductors. They are ideally suited for use where high current and low loss is essential, such as in laptop computers and plasma screens.

SELECTION GUIDE

Order Code	Inductance (100kHz, 0.1VAc)	DC Current ¹	Saturation Current ²	DC Resistance	Height
	±10% μH	Max. A	Typ. A	Max. mΩ	
37301C	0.30 ±20%	19.5	39	0.9	A
37501C	0.50 ±20%	19.5	30	1.0	A
37951C	0.95 ±20%	18.0	25	1.3	B
37112C	1.1	14.5	20	2.2	A
37142C	1.4	16.0	22	1.9	B
37222C	2.2	11.5	15	4.0	A
37242C	2.4	12.0	16.5	3.0	B
37302C	3.0	9.0	13	4.8	A
37392C	3.9	10.0	12	4.2	B

ABSOLUTE MAXIMUM RATINGS

Operating temperature range	-40°C to +130°C
Storage temperature range	-40°C to +150°C

SOLDERING INFORMATION³

Peak reflow temperature	245°C
Pin finish	Pure tin dip
Moisture sensitivity level	1

PACKAGING INFORMATION

Tape & Reel	Height A	Height B
	700 per reel	550 per reel

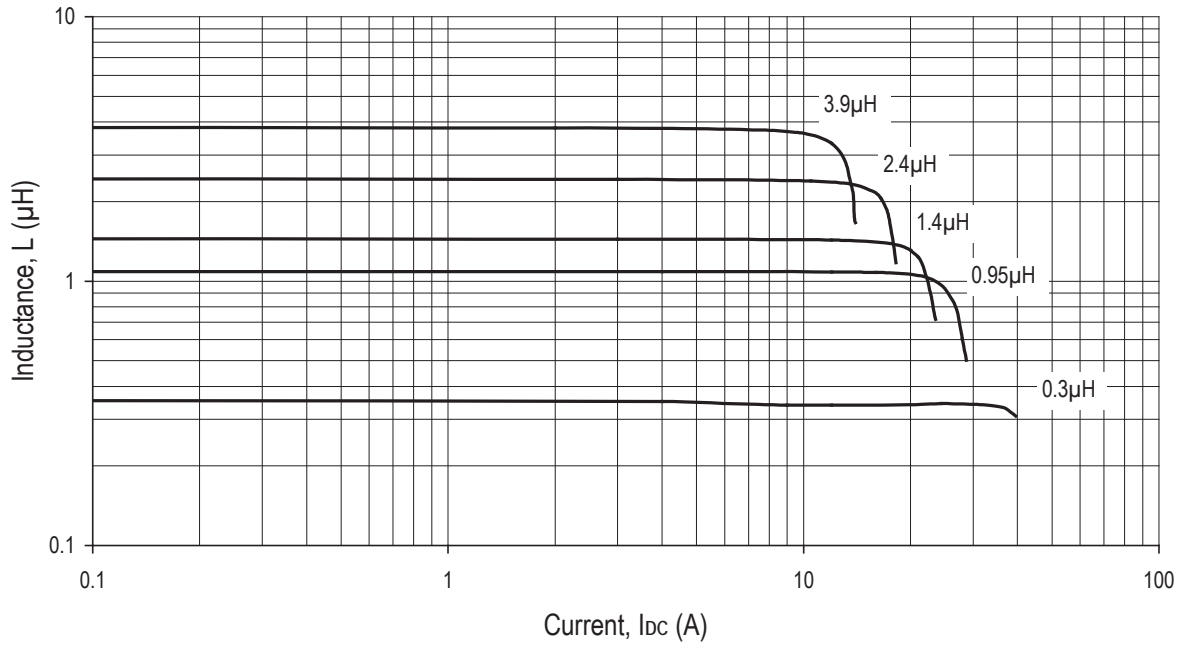
All specifications typical at T_A = 25°C

- 1 The maximum DC Current is the value at which the inductance falls to 80% of its zero current value, or when its temperature rise reaches 40°C, whichever is sooner.
- 2 Saturation current is the continuous current at 20°C ambient at which the inductance falls to 80% of its zero current value.
- 3 For further information, please visit www.murata-ps.com/rohs

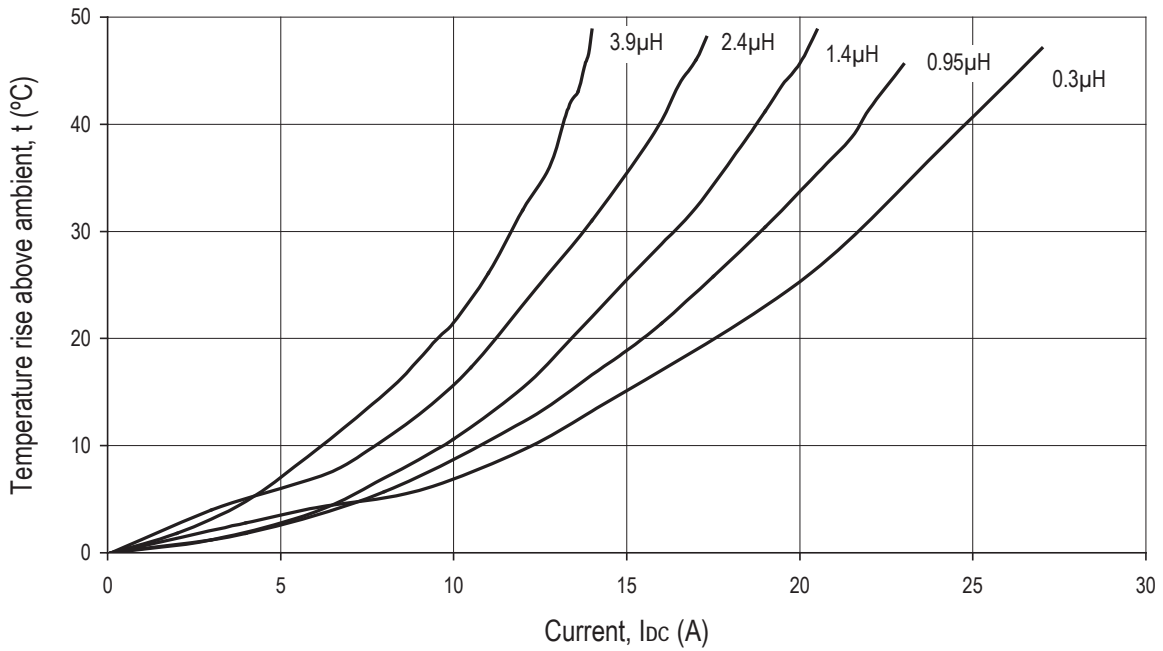


For full details go to
www.murata-ps.com/rohs

INDUCTANCE Vs CURRENT

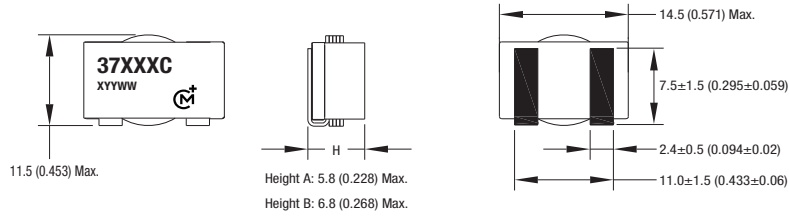


TEMPERATURE Vs CURRENT



PACKAGE SPECIFICATIONS

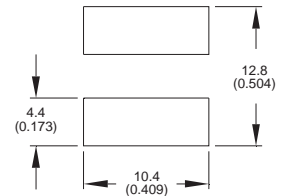
MECHANICAL DIMENSIONS



All dimensions in mm (inches).

Package weight: 2.6g Typ. (Height A), 3.4g Typ. (Height B)

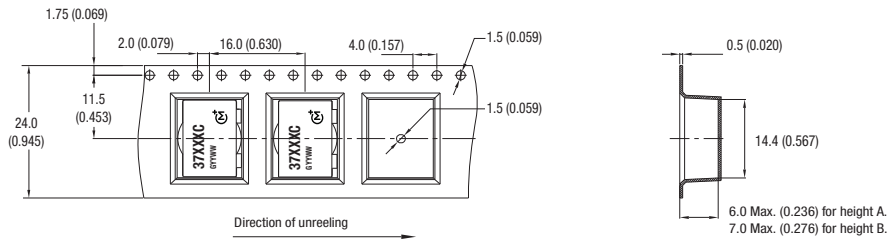
RECOMMENDED FOOTPRINT DETAILS



All dimensions in mm (inches).

TAPE & REEL SPECIFICATIONS

TAPE OUTLINE DIMENSIONS



All dimensions in mm (inches).

DISCLAIMER

Unless otherwise stated in the datasheet, all products are designed for standard commercial and industrial applications and NOT for safety-critical and/or life-critical applications.

Particularly for safety-critical and/or life-critical applications, i.e. applications that may directly endanger or cause the loss of life, inflict bodily harm and/or loss or severe damage to equipment/property, and severely harm the environment, a prior explicit written approval from Murata is strictly required. Any use of Murata standard products for any safety-critical, life-critical or any related applications without any prior explicit written approval from Murata shall be deemed unauthorised use.

These applications include but are not limited to:

- Aircraft equipment
- Aerospace equipment
- Undersea equipment
- Power plant control equipment
- Medical equipment
- Transportation equipment (automobiles, trains, ships, etc.)
- Traffic signal equipment
- Disaster prevention / crime prevention equipment
- Data Processing equipment

Murata makes no express or implied warranty, representation, or guarantee of suitability, fitness for any particular use/purpose and/or compatibility with any application or device of the buyer, nor does Murata assume any liability whatsoever arising out of unauthorised use of any Murata product for the application of the buyer. The suitability, fitness for any particular use/purpose and/or compatibility of Murata product with any application or device of the buyer remain to be the responsibility and liability of the buyer.

Buyer represents and agrees that it has all the necessary expertise to create and implement safeguards that anticipate dangerous consequences of failures, monitor failures and their consequences, lessen the likelihood of failures that might cause harm, and take appropriate remedial actions. Buyer will fully indemnify and hold Murata, its affiliated companies, and its representatives harmless against any damages arising out of unauthorised use of any Murata products in any safety-critical and/or life-critical applications.

Remark: Murata in this section refers to Murata Manufacturing Company and its affiliated companies worldwide including, but not limited to, Murata Power Solutions.



This product is subject to the following [operating requirements](#) and the [Life and Safety Critical Application Sales Policy](#):

Refer to: <https://www.murata.com/en-eu/products/power/requirements>

Murata Power Solutions (Milton Keynes) Ltd. makes no representation that the use of its products in the circuits described herein, or the use of other technical information contained herein, will not infringe upon existing or future patent rights. The descriptions contained herein do not imply the granting of licenses to make, use, or sell equipment constructed in accordance therewith. Specifications are subject to change without notice.

© 2021 Murata Power Solutions (Milton Keynes) Ltd.