

ANGELA-S-B

~10° spot beam compatible with BJB and B+W connectors

SPECIFICATION:


Dimensions	Ø 119.5 mm
Height	74.5 mm
Fastening	socket
ROHS compliant	yes ⓘ

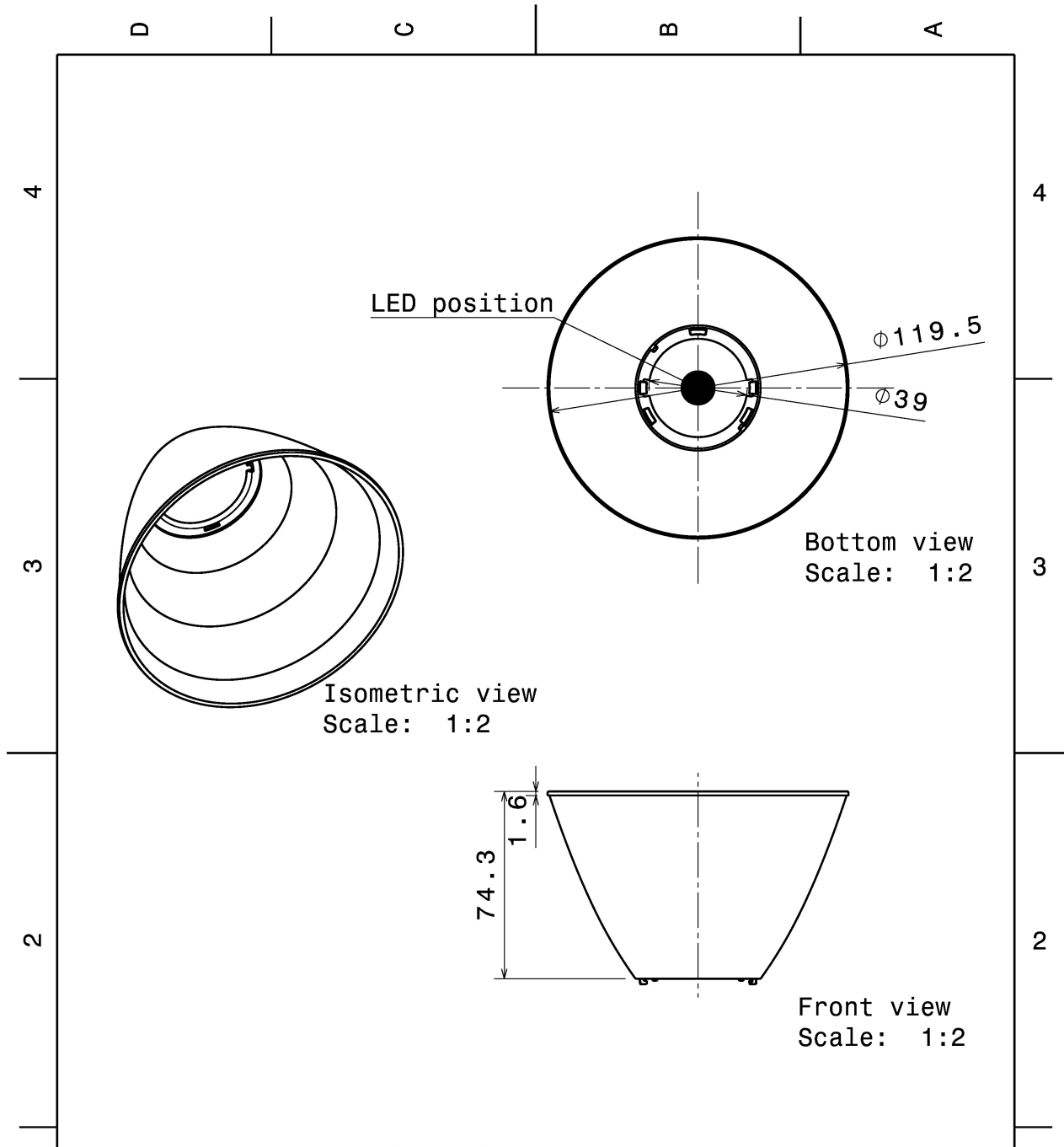
MATERIALS:

Component	Type	Material	Colour	Finish	Coating
ANGELA-S-B	Reflector	PC	metal		HMDS

ORDERING INFORMATION:

Component	Qty in box	MOQ	MPQ	Box weight (kg)
F13662_ANGELA-S-B » Box size: 398 x 298 x 265 mm	180	90	45	8.6





Tolerances if not otherwise shown
According to DIN ISO 2768-1
Linear measures:
Up to 30mm class M, otherwise class C.
According to DIN ISO 2768-2
Form and position: class L



Ledil Oy
Salorankatu 10
FIN 24240 SALO
Finland

THIRD ANGLE PROJECTION:

DRAWING TITLE

Angela-B

This drawing is the property
of LEDiL Oy. It may not be
reproduced, copied or
communicated without a written
agreement with LEDiL Oy."

SIZE PART NUMBER

A4

-

SCALE 1:2 WEIGHT

-



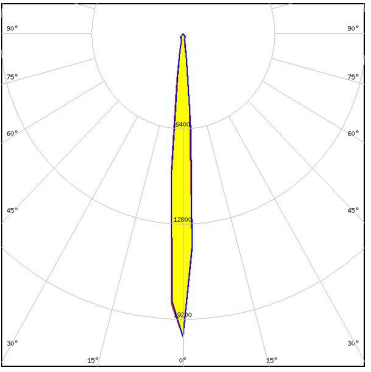


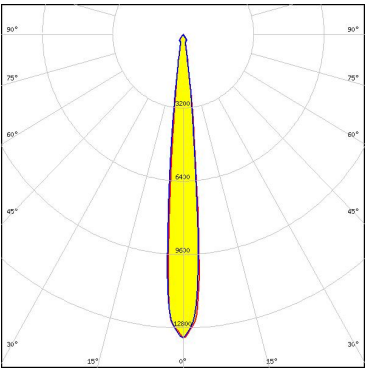


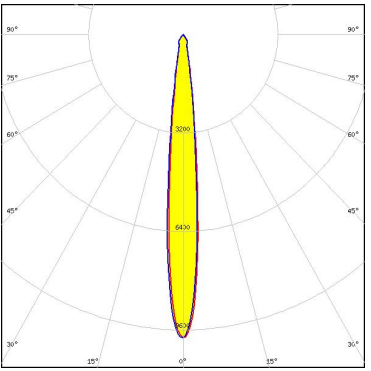


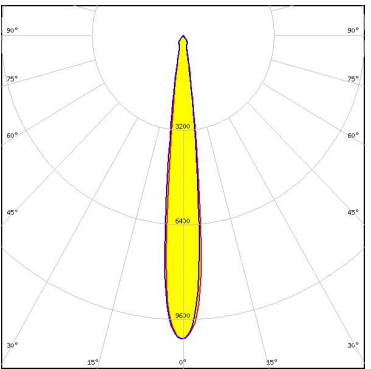
SHEET 1/1

D



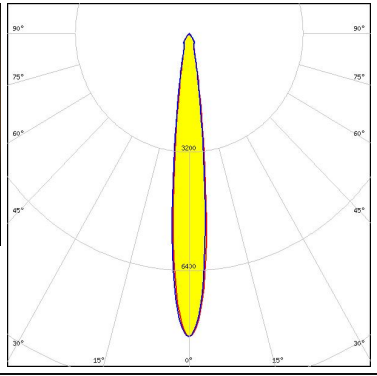


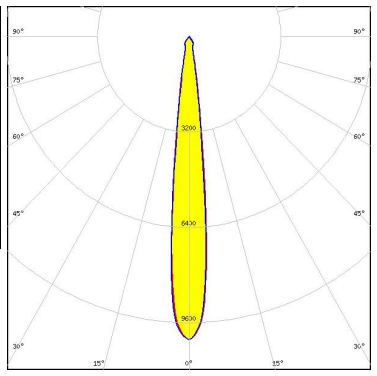


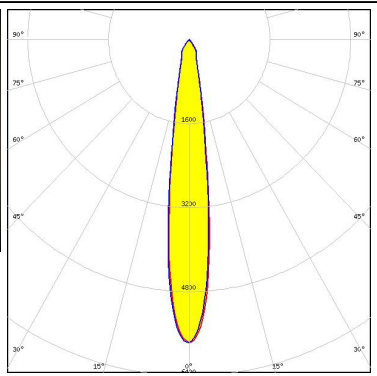


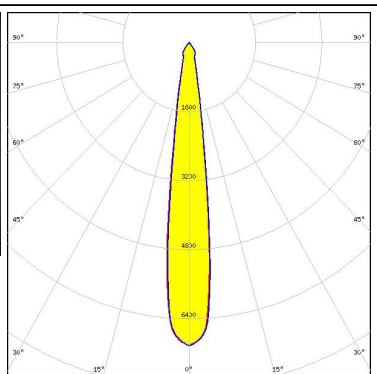
A

See also our general installation guide: www.ledil.com/installation_guide

OPTICAL RESULTS (MEASURED):

<p></p> <p>LED BXRA ES Rectangle FWHM / FWTM 8.0° / 16.0° Efficiency 94 % Peak intensity 20.7 cd/lm LEDs/each optic 1 Light colour White Required components: BJB: 47.319.2040</p>		
<p></p> <p>LED V15 Gen6 FWHM / FWTM 11.0° / 20.0° Efficiency 89 % Peak intensity 13 cd/lm LEDs/each optic 1 Light colour White Required components: BJB: 47.319.2224</p>		
<p></p> <p>LED V15 Gen6 FWHM / FWTM 11.0° / 25.0° Efficiency 86 % Peak intensity 9.9 cd/lm LEDs/each optic 1 Light colour White Required components: F13671_ANGE-RZ-LENS BJB: 47.319.2274</p>		
<p></p> <p>LED V18 Gen6 FWHM / FWTM 12.0° / 23.0° Efficiency 89 % Peak intensity 10 cd/lm LEDs/each optic 1 Light colour White Required components: BJB: 47.319.2274</p>		

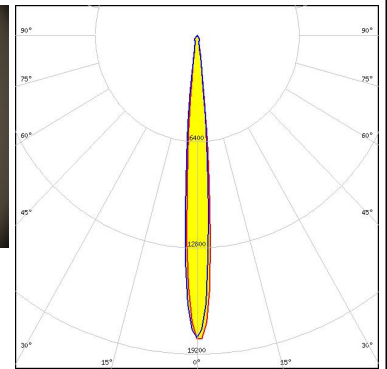
OPTICAL RESULTS (MEASURED):

<p></p> <p>LED V18 Gen6 FWHM / FWTM 13.0° / 28.0° Efficiency 86 % Peak intensity 8.2 cd/lm LEDs/each optic 1 Light colour White Required components: F13671_ANGE-RZ-LENS BJB: 47.319.2274</p>		
<p></p> <p>LED V18 Gen7 FWHM / FWTM 12.0° / 24.0° Efficiency 91 % Peak intensity 10.2 cd/lm LEDs/each optic 1 Light colour White Required components: BJB: 47.319.2350</p>		
<p></p> <p>LED V22 Gen6 FWHM / FWTM 15.0° / 35.0° Efficiency 84 % Peak intensity 5.8 cd/lm LEDs/each optic 1 Light colour White Required components: F13671_ANGE-RZ-LENS A.A.G. STUCCHI: 8102-G2</p>		
<p></p> <p>LED V22 Gen6 FWHM / FWTM 15.0° / 30.0° Efficiency 88 % Peak intensity 7 cd/lm LEDs/each optic 1 Light colour White Required components: A.A.G. STUCCHI: 8102-G2</p>		

OPTICAL RESULTS (MEASURED):

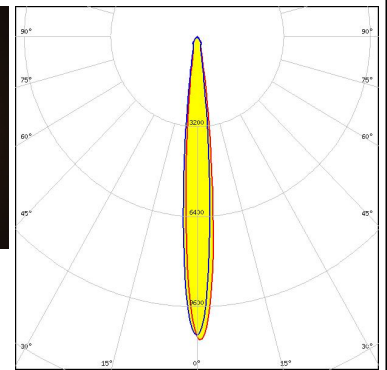

CITIZEN

LED CLL03x/CLU03x
 FWHM / FWTM 9.0° / 17.0°
 Efficiency 94 %
 Peak intensity 18.3 cd/lm
 LEDs/each optic 1
 Light colour White
 Required components:
 BJB: 47.319.2021



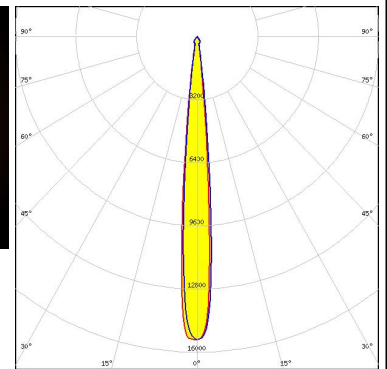

CITIZEN

LED CLL03x/CLU03x
 FWHM / FWTM 10.0° / 23.0°
 Efficiency 86 %
 Peak intensity 10.8 cd/lm
 LEDs/each optic 1
 Light colour White
 Required components:
 F13671_ANGE-RZ-LENS
 A.A.G. STUCCHI: 8101-G2



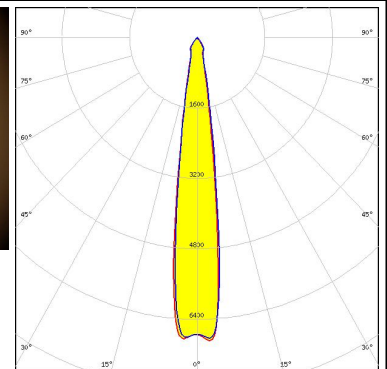

CITIZEN

LED CLL03x/CLU03x
 FWHM / FWTM 10.0° / 18.0°
 Efficiency 93 %
 Peak intensity 15.4 cd/lm
 LEDs/each optic 1
 Light colour White
 Required components:
 A.A.G. STUCCHI: 8101-G2



CITIZEN

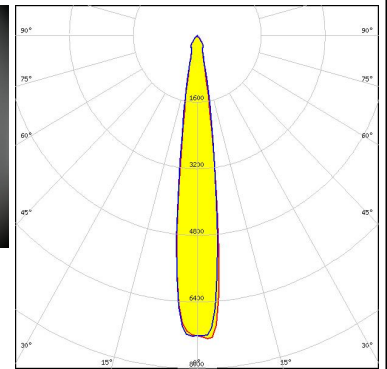
LED CLL04x/CLU04x
 FWHM / FWTM 15.0° / 30.0°
 Efficiency 92 %
 Peak intensity 6.9 cd/lm
 LEDs/each optic 1
 Light colour White
 Required components:
 A.A.G. STUCCHI: 8102-G2



OPTICAL RESULTS (MEASURED):

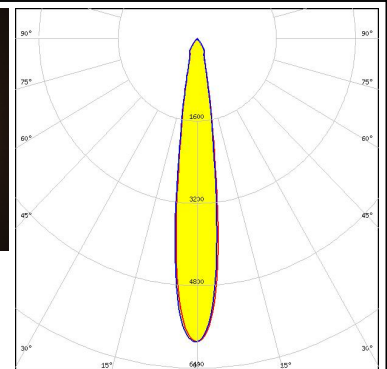

CITIZEN

LED CLL04x/CLU04x
 FWHM / FWTM 15.0° / 29.0°
 Efficiency 92 %
 Peak intensity 7.3 cd/lm
 LEDs/each optic 1
 Light colour White
 Required components:
 BJB: 47.319.2030



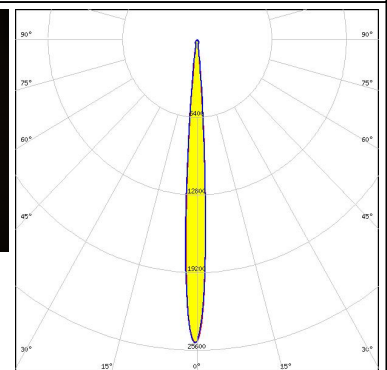
CITIZEN

LED CLL04x/CLU04x
 FWHM / FWTM 15.0° / 35.0°
 Efficiency 86 %
 Peak intensity 5.9 cd/lm
 LEDs/each optic 1
 Light colour White
 Required components:
 F13671_ANGE-RZ-LENS
 A.A.G. STUCCHI: 8102-G2



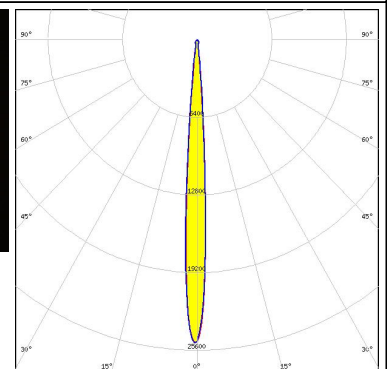
CITIZEN

LED CLU720/721/723
 FWHM / FWTM 7.0° / 14.0°
 Efficiency 94 %
 Peak intensity 25.3 cd/lm
 LEDs/each optic 1
 Light colour White
 Required components:
 BJB: 47.319.2021


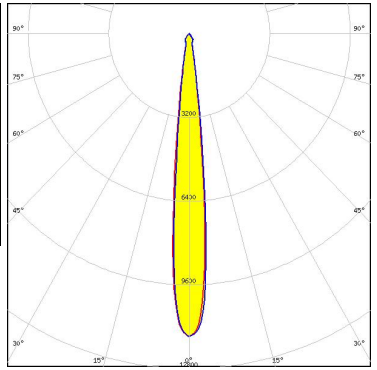

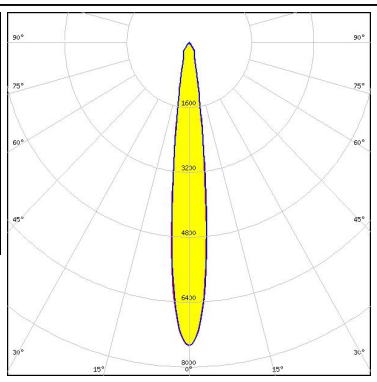

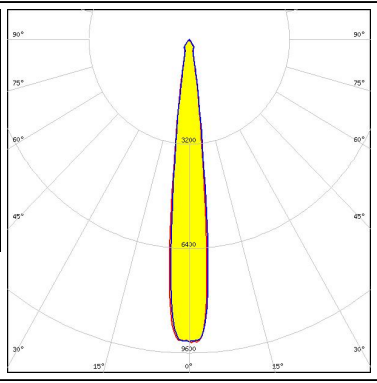

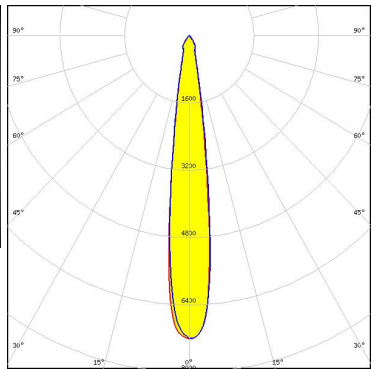


CITIZEN


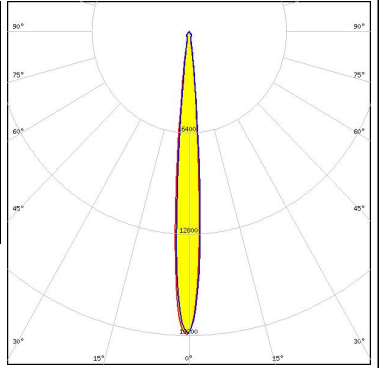

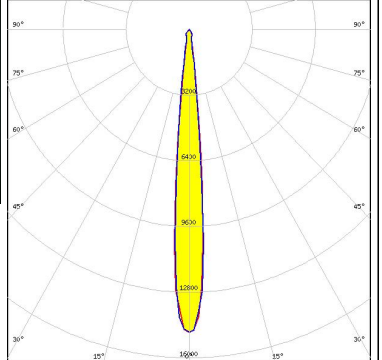

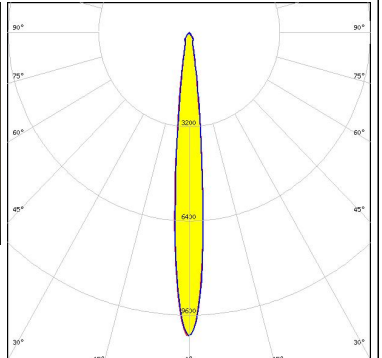

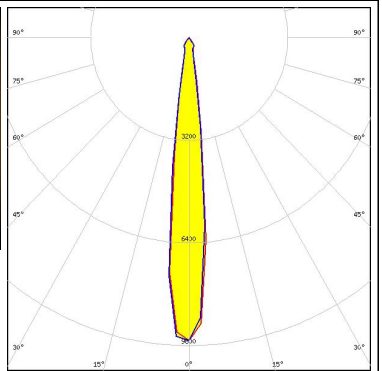
LED CLU720/721/723
 FWHM / FWTM 7.0° / 14.0°
 Efficiency 94 %
 Peak intensity 25 cd/lm
 LEDs/each optic 1
 Light colour White
 Required components:
 A.A.G. STUCCHI: 8101-G2



OPTICAL RESULTS (MEASURED):

<p>CREE → LED</p> <p>LED CXA/B 25xx FWHM / FWTM 11.0° / 22.0° Efficiency 92 % Peak intensity 11.6 cd/lm LEDs/each optic 1 Light colour White Required components: A.A.G. STUCCHI: 8401-G2</p>		
<p>CREE → LED</p> <p>LED CXA/B 25xx FWHM / FWTM 13.0° / 30.0° Efficiency 86 % Peak intensity 7.5 cd/lm LEDs/each optic 1 Light colour White Required components: F13671_ANGE-RZ-LENS BJB: 47.319.2141</p>		
<p>CREE → LED</p> <p>LED CXA/B 25xx FWHM / FWTM 13.0° / 25.0° Efficiency 89 % Peak intensity 9.3 cd/lm LEDs/each optic 1 Light colour White Required components: BJB: 47.319.2141</p>		
<p>CREE → LED</p> <p>LED CXA/B 30xx FWHM / FWTM 15.0° / 30.0° Efficiency 91 % Peak intensity 7.2 cd/lm LEDs/each optic 1 Light colour White Required components: A.A.G. STUCCHI: 8404-G2</p>		

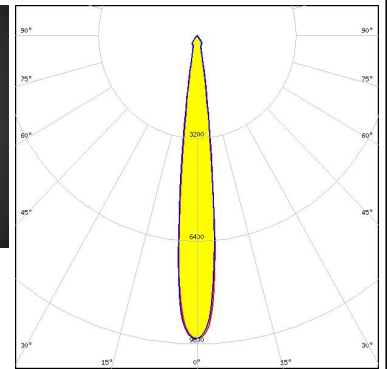
OPTICAL RESULTS (MEASURED):

<p>LUMILEDS</p> <p>LED LUXEON CoB 1204/1205</p> <p>FWHM / FWTM 9.0° / 16.0°</p> <p>Efficiency 93 %</p> <p>Peak intensity 19.2 cd/lm</p> <p>LEDs/each optic 1</p> <p>Light colour White</p> <p>Required components: A.A.G. STUCCHI: 8301-G2</p>		
<p>LUMILEDS</p> <p>LED LUXEON CoB 1208</p> <p>FWHM / FWTM 10.0° / 19.0°</p> <p>Efficiency 94 %</p> <p>Peak intensity 14.8 cd/lm</p> <p>LEDs/each optic 1</p> <p>Light colour White</p> <p>Required components: A.A.G. STUCCHI: 8301-G2</p>		
<p>LUMILEDS</p> <p>LED LUXEON CoB 1208</p> <p>FWHM / FWTM 11.0° / 24.0°</p> <p>Efficiency 86 %</p> <p>Peak intensity 10 cd/lm</p> <p>LEDs/each optic 1</p> <p>Light colour White</p> <p>Required components: F13671_ANGE-RZ-LENS A.A.G. STUCCHI: 8301-G2</p>		
<p>LUMILEDS</p> <p>LED LUXEON CoB 1211</p> <p>FWHM / FWTM 13.0° / 24.0°</p> <p>Efficiency 91 %</p> <p>Peak intensity 9.5 cd/lm</p> <p>LEDs/each optic 1</p> <p>Light colour White</p> <p>Required components: A.A.G. STUCCHI: 8102-G2</p>		

OPTICAL RESULTS (MEASURED):

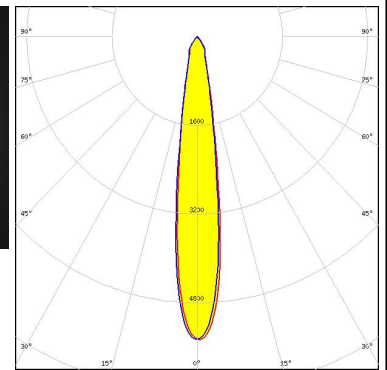

LUMILEDS

LED LUXEON CoB 1211
 FWHM / FWTM 13.0° / 25.0°
 Efficiency 90 %
 Peak intensity 9.4 cd/lm
 LEDs/each optic 1
 Light colour White
 Required components:
 BJB: 47.319.2030



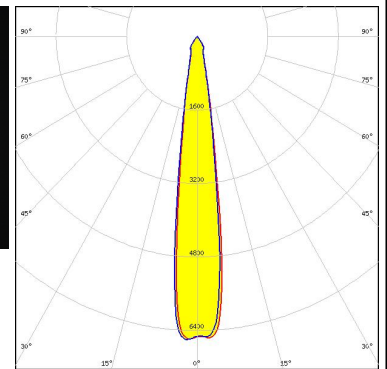

LUMILEDS

LED LUXEON CoB 1216/1812
 FWHM / FWTM 16.0° / 37.0°
 Efficiency 85 %
 Peak intensity 5.5 cd/lm
 LEDs/each optic 1
 Light colour White
 Required components:
 F13671_ANGE-RZ-LENS
 BJB: 47.319.2030



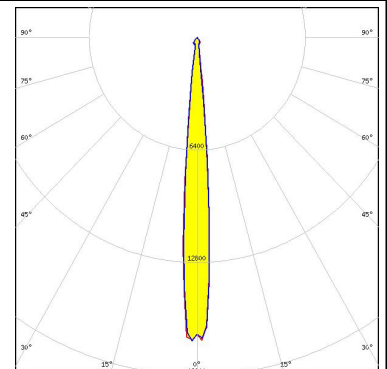
LUMILEDS

LED LUXEON CoB 1216/1812
 FWHM / FWTM 15.0° / 31.0°
 Efficiency 89 %
 Peak intensity 6.6 cd/lm
 LEDs/each optic 1
 Light colour White
 Required components:
 BJB: 47.319.2030


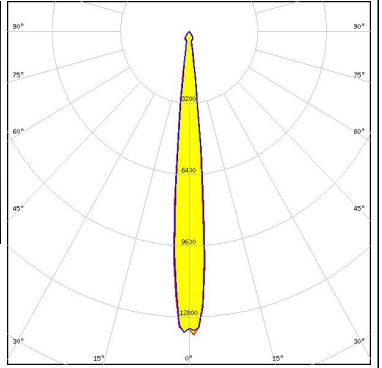

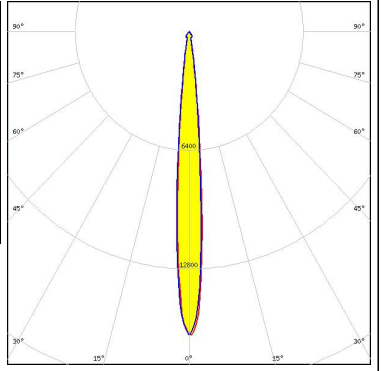

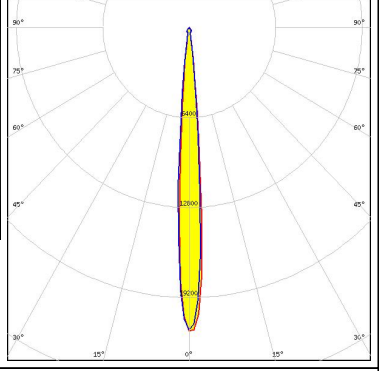

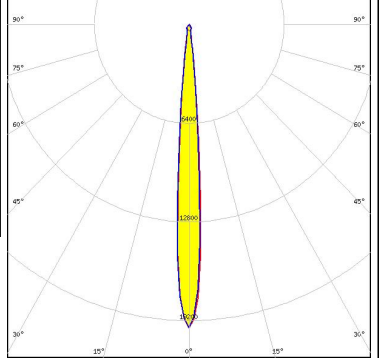


LUMILEDS

LED LUXEON K12
 FWHM / FWTM 9.0° / 16.0°
 Efficiency 94 %
 Peak intensity 17.3 cd/lm
 LEDs/each optic 1
 Light colour White
 Required components:
 BJB: 47.319.2070



OPTICAL RESULTS (MEASURED):

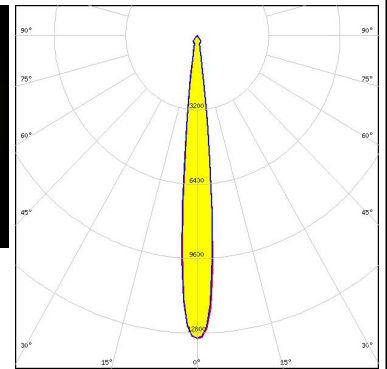

<p>LUMILEDS</p> <p>LED LUXEON K16</p> <p>FWHM / FWTM 11.0° / 18.0°</p> <p>Efficiency 94 %</p> <p>Peak intensity 13.6 cd/lm</p> <p>LEDs/each optic 1</p> <p>Light colour White</p> <p>Required components: BJB: 47.319.2070</p>		
<p>LUMINUS</p> <p>LED CxM-14 (19x19)</p> <p>FWHM / FWTM 9.0° / 18.0°</p> <p>Efficiency 93 %</p> <p>Peak intensity 16.3 cd/lm</p> <p>LEDs/each optic 1</p> <p>Light colour White</p> <p>Required components: BJB: 47.319.2021</p>		
<p>OSRAM Opto Semiconductors</p> <p>LED Soleriq S13</p> <p>FWHM / FWTM 8.0° / 15.0°</p> <p>Efficiency 94 %</p> <p>Peak intensity 21.6 cd/lm</p> <p>LEDs/each optic 1</p> <p>Light colour White</p> <p>Required components: A.A.G. STUCCHI: 8502-G2</p>		
<p>OSRAM Opto Semiconductors</p> <p>LED Soleriq S13 19x19</p> <p>FWHM / FWTM 8.5° / 160.0°</p> <p>Efficiency 89 %</p> <p>Peak intensity 19.7 cd/lm</p> <p>LEDs/each optic 1</p> <p>Light colour White</p> <p>Required components: BJB: 47.319.2021</p>		

OPTICAL RESULTS (MEASURED):

OSRAM

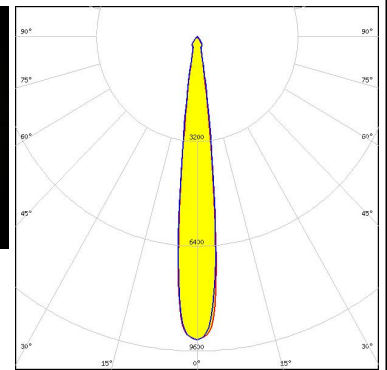
Opto Semiconductors

LED Soleriq S19
 FWHM / FWTM 11.0° / 20.0°
 Efficiency 93 %
 Peak intensity 13.1 cd/lm
 LEDs/each optic 1
 Light colour White
 Required components:
 BJB: 47.319.2170



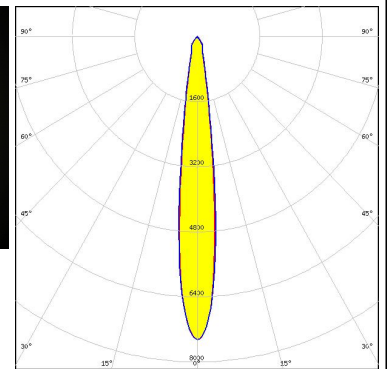

PHILIPS

LED Fortimo SLM L19 CoB
 FWHM / FWTM 13.0° / 25.0°
 Efficiency 91 %
 Peak intensity 9.3 cd/lm
 LEDs/each optic 1
 Light colour White
 Required components:
 BJB: 47.319.2030



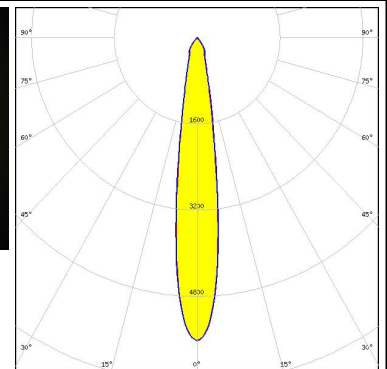

PHILIPS

LED Fortimo SLM L19 CoB
 FWHM / FWTM 13.0° / 29.0°
 Efficiency 86 %
 Peak intensity 7.5 cd/lm
 LEDs/each optic 1
 Light colour White
 Required components:
 F13671_ANGE-RZ-LENS
 BJB: 47.319.2030



PHILIPS

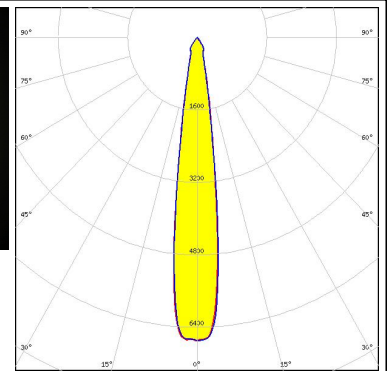

LED Fortimo SLM L23 CoB
 FWHM / FWTM 16.0° / 37.0°
 Efficiency 86 %
 Peak intensity 5.6 cd/lm
 LEDs/each optic 1
 Light colour White
 Required components:
 F13671_ANGE-RZ-LENS
 BJB: 47.319.2030



OPTICAL RESULTS (MEASURED):

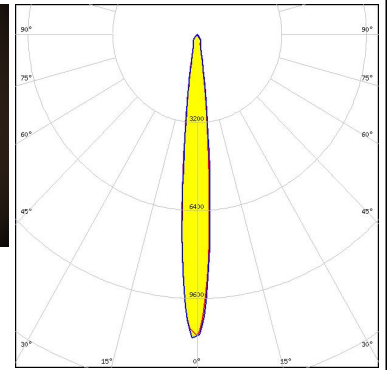
PHILIPS

LED Fortimo SLM L23 CoB
 FWHM / FWTM 15.0° / 32.0°
 Efficiency 91 %
 Peak intensity 6.7 cd/lm
 LEDs/each optic 1
 Light colour White
 Required components:
 BJB: 47.319.2030



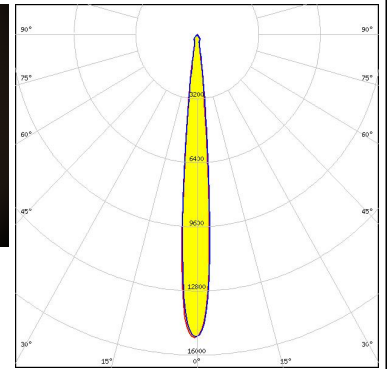
SAMSUNG

LED LC016D / LC019D / LC026D / LC033D
 FWHM / FWTM 11.0° / 23.0°
 Efficiency 87 %
 Peak intensity 11 cd/lm
 LEDs/each optic 1
 Light colour White
 Required components:
 F13671_ANGE-RZ-LENS
 BJB: 47.319.2021



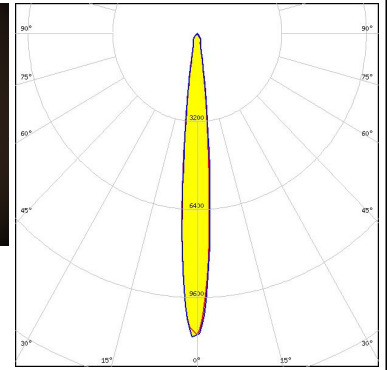
SAMSUNG

LED LC016D / LC019D / LC026D / LC033D
 FWHM / FWTM 10.0° / 19.0°
 Efficiency 91 %
 Peak intensity 15.2 cd/lm
 LEDs/each optic 1
 Light colour White
 Required components:
 A.A.G. STUCCHI: 8101-G2



SAMSUNG

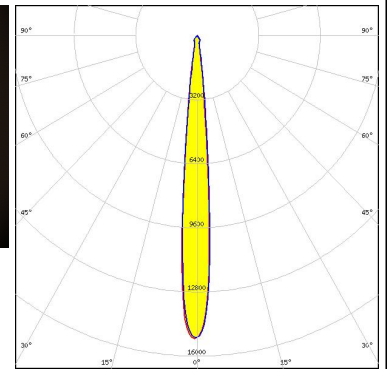
LED LC016D / LC019D / LC026D / LC033D
 FWHM / FWTM 11.0° / 23.0°
 Efficiency 87 %
 Peak intensity 11 cd/lm
 LEDs/each optic 1
 Light colour White
 Required components:
 F13671_ANGE-RZ-LENS
 A.A.G. STUCCHI: 8101-G2



OPTICAL RESULTS (MEASURED):

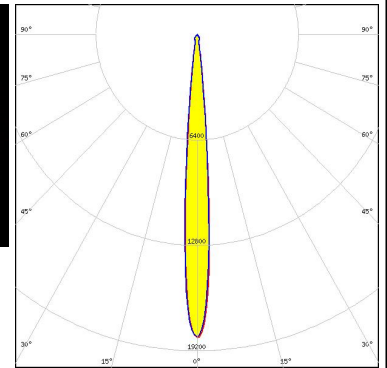

SAMSUNG

LED LC016D / LC019D / LC026D / LC033D
 FWHM / FWTM 10.0° / 19.0°
 Efficiency 91 %
 Peak intensity 15.2 cd/lm
 LEDs/each optic 1
 Light colour White
 Required components:
 BJB: 47.319.2021



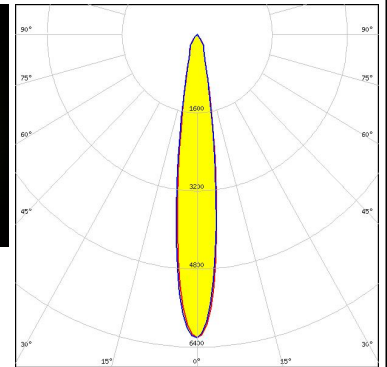
SEOUL SEMICONDUCTOR

LED ZC12/18
 FWHM / FWTM 9.0° / 17.0°
 Efficiency 93 %
 Peak intensity 18.4 cd/lm
 LEDs/each optic 1
 Light colour White
 Required components:
 A.A.G. STUCCHI: 8101-G2



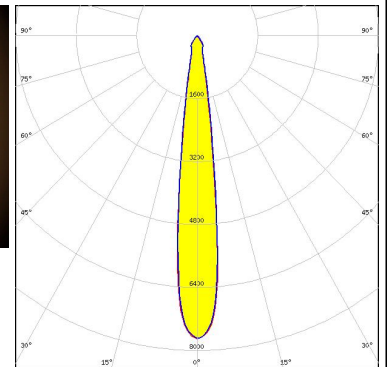

SEOUL SEMICONDUCTOR

LED ZC25/40/60
 FWHM / FWTM 16.0° / 35.0°
 Efficiency 87 %
 Peak intensity 6.2 cd/lm
 LEDs/each optic 1
 Light colour White
 Required components:
 F13671_ANGE-RZ-LENS
 BJB: 47.319.2030


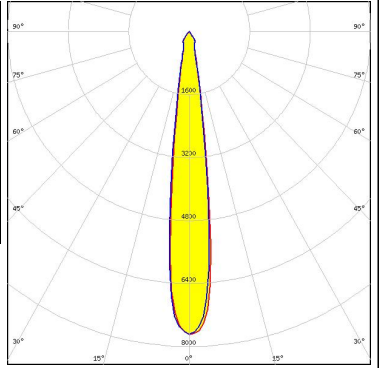

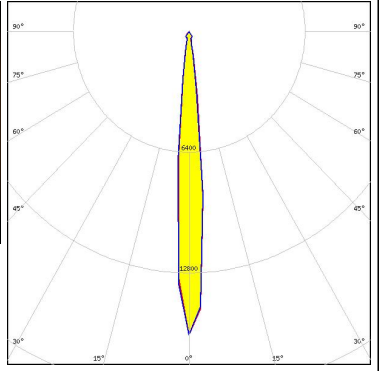

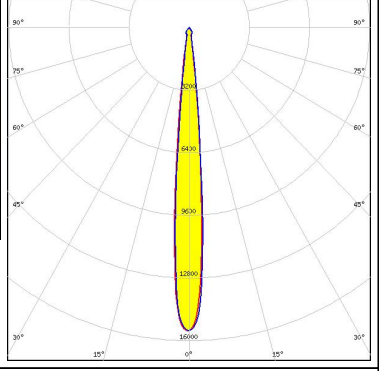

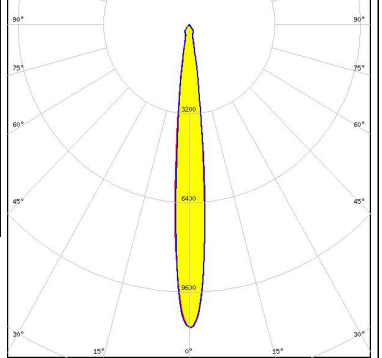


SEOUL SEMICONDUCTOR

LED ZC25/40/60
 FWHM / FWTM 14.0° / 28.0°
 Efficiency 91 %
 Peak intensity 7.7 cd/lm
 LEDs/each optic 1
 Light colour White
 Required components:
 A.A.G. STUCCHI: 8102-G2



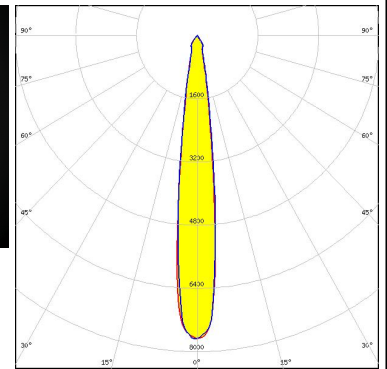
OPTICAL RESULTS (MEASURED):

<p>SEOL SEOUL SEMICONDUCTOR</p> <p>LED ZC25/40/60 FWHM / FWTM 14.0° / 29.0° Efficiency 93 % Peak intensity 7.7 cd/lm LEDs/each optic 1 Light colour White Required components: BJB: 47.319.2030</p>		
<p>SHARP</p> <p>LED Mega Zenigata (GW6DME) FWHM / FWTM 10.0° / 18.0° Efficiency 94 % Peak intensity 16.1 cd/lm LEDs/each optic 1 Light colour White Required components: BJB: 47.319.2011</p>		
<p>SHARP</p> <p>LED Mega Zenigata (GW6DME) FWHM / FWTM 10.0° / 18.0° Efficiency 94 % Peak intensity 15.5 cd/lm LEDs/each optic 1 Light colour White Required components: A.A.G. STUCCHI: 8301-G2</p>		
<p>TRIDONIC</p> <p>LED SLE G7 LES17 H FWHM / FWTM 11.0° / 23.0° Efficiency 90 % Peak intensity 10.9 cd/lm LEDs/each optic 1 Light colour White Required components:</p>		

OPTICAL RESULTS (MEASURED):

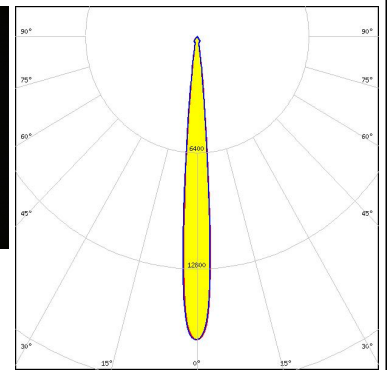
TRIDONIC

LED SLE G7 LES21 H
 FWHM / FWTM 14.0° / 29.0°
 Efficiency 90 %
 Peak intensity 7.7 cd/lm
 LEDs/each optic 1
 Light colour White
 Required components:



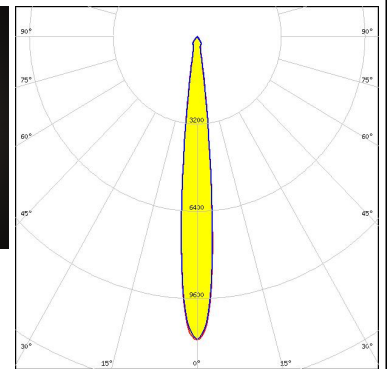

XICATO

LED XOB 14.5 mm
 FWHM / FWTM 9.0° / 18.0°
 Efficiency 92 %
 Peak intensity 16.7 cd/lm
 LEDs/each optic 1
 Light colour White
 Required components:
 BJB: 47.319.2021



XICATO

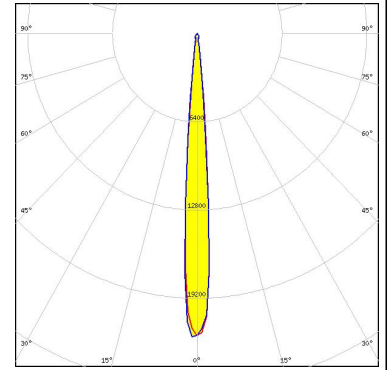
LED XTM - 19mm LES
 FWHM / FWTM 12.0° / 22.0°
 Efficiency 91 %
 Peak intensity 11 cd/lm
 LEDs/each optic 1
 Light colour White
 Required components:
 C15743_XTM-ADAPTER-50-B



OPTICAL RESULTS (SIMULATED):

CITIZEN

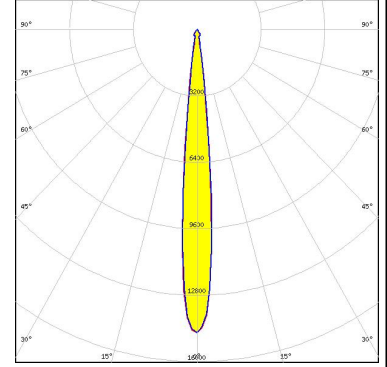
LED CLU730/731/733
 FWHM / FWTM 8.5° / 15.0°
 Efficiency 92 %
 Peak intensity 22.2 cd/lm
 LEDs/each optic 1
 Light colour White
 Required components:
 BJB: 47.319.2030



OSRAM

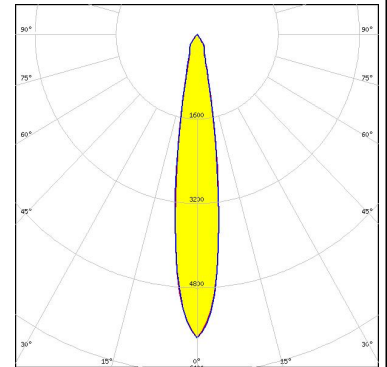
Opto Semiconductors

LED Soleriq S15
 FWHM / FWTM 10.0° / 18.0°
 Efficiency 90 %
 Peak intensity 14.6 cd/lm
 LEDs/each optic 1
 Light colour White
 Required components:
 BJB: 47.319.2021



SAMSUNG

LED LC040D / LC060D / LC080D
 FWHM / FWTM 17.0° / 36.0°
 Efficiency 87 %
 Peak intensity 5.8 cd/lm
 LEDs/each optic 1
 Light colour White
 Required components:
 BJB: 47.319.2030



GENERAL INFORMATION:

NOTE: The typical beam angle will be changed by different color, chip size and chip position tolerance. The typical total beam angle is the full angle measured where the luminous intensity is half of the peak value.

Due to use of high power COB's with this product, special attention to proper thermal design is highly recommended. LEDiL has no liability for direct, indirect or consecutive damages arising from the LEDiL products being used outside of the recommended temperature range.

MATERIALS:

As part of our continuous research and improvement processes, and to ensure the best possible quality and availability of our products, LEDiL reserves the right to change material grades without notice.

PRODUCT DATA USER AGREEMENT AND DISCLAIMER:

The measured data in the provided downloadable LEDiL Product Datasheets and Mechanical 2D-Drawings is rounded and provided as reference for planning. LEDiL Oy's optical specifications have been verified by conducting performance testing of the products in accordance with the company's quality system. The reported data are averaged results of multiple measurements with typical variation. LEDiL Oy reserves the right to without prior notification make changes and improvements to its products.

LEDiL Oy assumes neither warranty, nor guarantee nor any other liability of any kind for the contents and correctness of the provided data. The provided data has been generated with highest diligence but the provided data may in reality not represent the complete possible variation range of all intrinsic parameters. Therefore, in certain cases a deviation from the provided data could occur.

LEDiL Oy reserves the right to undertake technical changes of its products without further notification which could lead to changes in the provided data. LEDiL Oy assumes no liability of any kind for the possible deviation from any provided data or any other damage resulting from the usage of the provided data.

The user agrees to this disclaimer and user agreement with the download or usage of the provided files.

LEDiL Oy

Joensuunkatu 13
FI-24240 SALO
Finland

LEDiL Inc.

228 West Page Street
Suite D
Sycamore IL 60178
USA

Ledil Optics Technology (Shenzhen) Co., Ltd.

405 , Block B
Casic Motor Building
Shenzhen 518057
P.R.CHINA

Local sales and technical support

[www.ledil.com/
where_to_buy](http://www.ledil.com/where_to_buy)

Shipping locations

Salo, Finland
Hong Kong, China

Distribution Partners

[www.ledil.com/
where_to_buy](http://www.ledil.com/where_to_buy)